东莞市鸿盈电子科技有限公司

DONGGUAN HONGYING ELECTRONIC TECHNOLOGY CO. , LTD.

诚信·专注·创新·共赢

邮编: 523820

公司分机: + 769-81580556

手机: 13829278750

邮箱: ziven_ jia@honying.com.cn

网址：http://www.honying.com.cn/

地址:东莞市大岭山镇大塘朗村兴园路金雄达科技园

东莞市鸿盈电子科技有限公司 | 散热风扇专家

DONGGUAN HONGYING ELECTRONIC TECHNOLOGY CO. , LTD. | HEAT DISSIPATION FAN EXPERT

目 录

公司简介 Company profile 01
LOGO介绍 Logo Introduction 02
企业文化 corporate culture 02
公司专利及资质 Company patents and qualifications 03
研发设备 R & D facility 04-05
仿真能力 Simulation capability 06
研发分布及合作伙伴 Automation of the workshop 07
制程能力 Process capacity 08
制程与系统介绍 Process and system introduction 09
车间展示与系统 Automation of the workshop 10
产品目录 Product catalogue 11-60
微型风扇 11-13
离心风扇 14-37
轴流风扇 38-60

* 目录仅展示部分常规风扇产品，更多规格产品可电询

Company Profile

公司简介 >>>

东莞市鸿盈电子科技有限公司是一家以高品质风扇研发、生产为核心的国家高新技术企业，拥有从研发、制造、销售等全业务链覆盖的专业团队，主要生产微型风扇、离心风扇、轴流风扇及其他散热产品。公司自2018年成立以来已投入近亿元人民币在研发团队建设、实验室筹备、自动化生产组装设备及管理IT化（PLM,OA,ERP,MES）等方面。经过近几年来团队的逐步发展，东莞鸿盈已经成为许多知名终端客户的直接合作伙伴。

我司已通过了ISO9001、ISO14001、QC080000、IATF16949、UL、TUV等认证，且在运营管理上严格执行相关体系规范。

自成立以来，东莞鸿盈一直专注于高性能、低噪音、低振动、低功耗、长寿命的风扇研发及生产，并致力打造成为中国散热风扇行业的第一品牌。

LOGO 介绍
OGO INTRODUCTION

鸿盈-致力于成为您优化热性能的最佳伙伴！

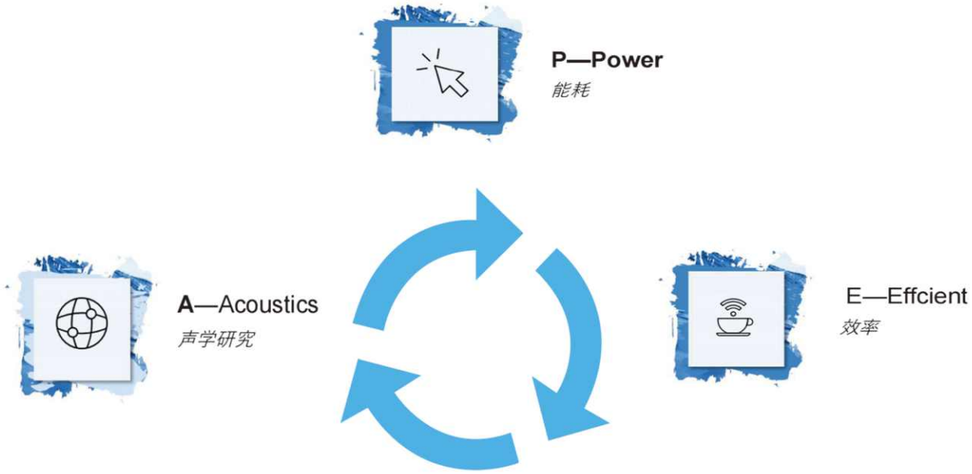

C 企业文化
ORPORATE CULTURE

企 业 愿 景：追求卓越，打造国际一流的散热风扇品牌。

企 业 使 命：为您提供专业风扇选配与散热解决方案。

企 业 精 神：效率成就品牌，品质铸就未来。

核心价值观：以客户为中心，以奋斗者为本，长期艰苦奋斗，坚持自我批判，开放进取，至诚守信，团队合作。

企业经营理念：产品质量化，服务产品化，创新持续化，管理人性化。

发展战略方针：创新是根本，质量是生命，务实是宗旨，效益是目标。

C公司专利及资质
OMPANY PATENTS AND QUALIFICATIONS

- a 创始人专利:140项
- b 发明专利: 19项
- c 实用新型: 28项
- d 高新技术企业

IS09001、0HSAS18001

QC080000

IS014001

IATF16949

研发设备：无响室

➢ Fan Vibration



➢ Sound Pressure

➢ Sound Quality

研发设备：全自动风量及压力测试仪

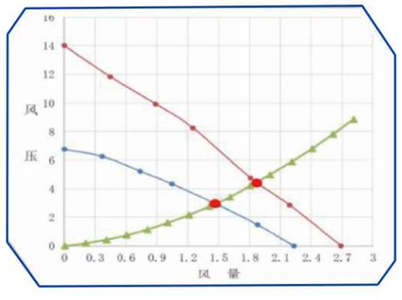

研发设备

仿真能力 Simulation capability

流场 / 声场 / 强度 / 热场 / 热流耦合等

扇叶压力分布

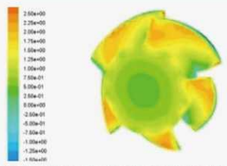

进风流线分布

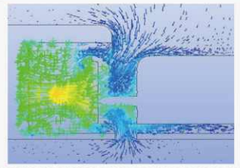

声场分析

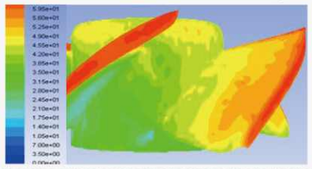

扇框静力分析

扇叶强度分析



热分析

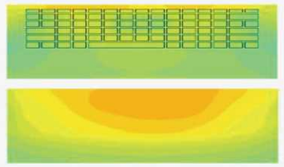

磁场仿真

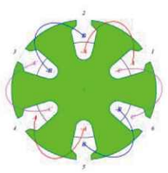

磁密云图分布

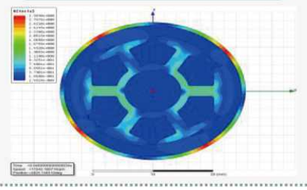

磁密矢量图

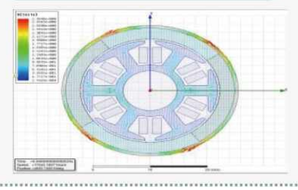

转速曲线

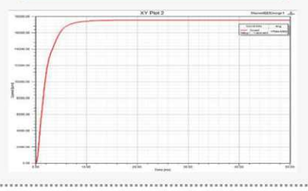

转速与电流关系曲线

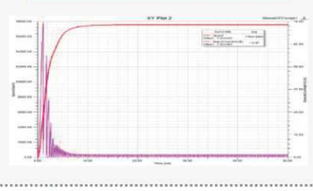

研发分布及合作伙伴

Automation of the workshop

研发部&创新中心
（东莞）

散热实验室

开发资源

研发部
（深圳）

轴承实验室
（东莞）

Lenovo · mi · HONOR · vivo · RECTIFIER TECHNOLOGIES

intel · AMD · NVIDIA · oppo · QUALCOMM

努比亚智能手机 · ADAYO · Great Wall · Pico · Haier

BMW · BYD · 车联天下 AUTO LINK WORLD · HARMAN · SONY make.believe

中科曙光 Sugon · TOSHIBA · Goog · MEGMEET · BIOBASE

制程能力 Process capacity

保护设计 – 马达防护

●其中低压成型和马达灌胶工艺以达到绝缘、耐温、抗冲击、减振、防潮、防水、防尘、耐化学腐蚀等功效。



三防漆

1. 防潮环境
2. 成本低

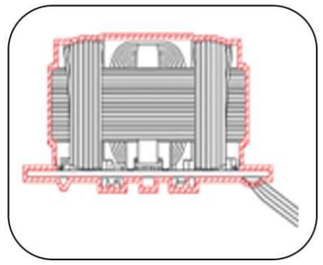

真空镀膜

1. 满足 IP55
2. 成本适中

低压成型

1. 满足 IP55
2. 满足交变盐雾
3. 成本适中

马达灌胶

1. 满足 GR487/IP68
2. 成本高
3. 生产工艺复杂

制程与系统介绍

Process and system introduction

车间：原材料、组装、成品仓储无尘恒温管制，所有人员经风淋进入，确保环境洁净度保证产品品质。

零部件加工 → 成品组装 → 仓储

管理 IT 化

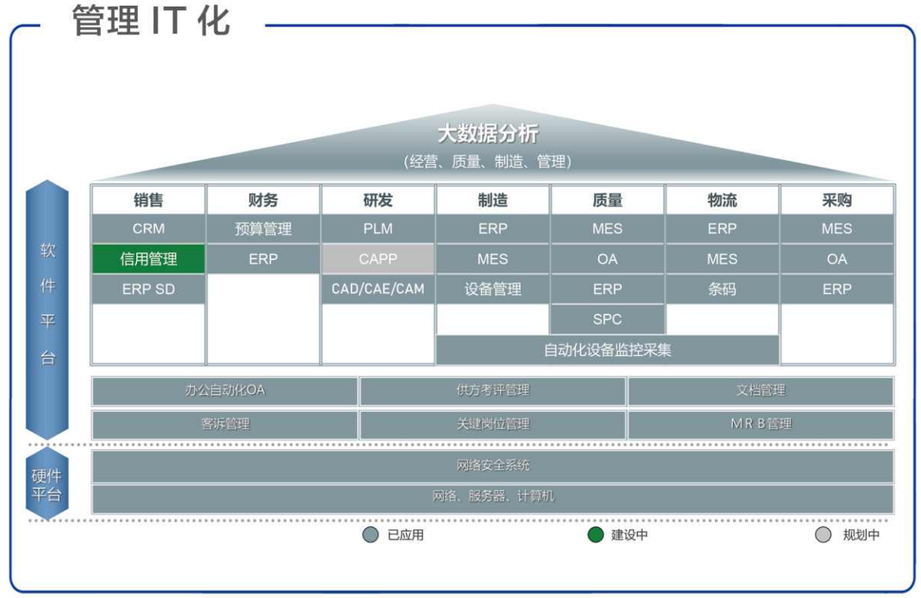

车间展示与系统 Automation of the workshop

生产车间及设备

高斯测试机

自动焊接设备

分板机

上盖热熔 & 下料一体机

功能测试机

产品目录 Product catalogue

微型风扇

14.8×14.9X3 Blower



■ General Specifications (普通规格)

- Material (材料):
  Frame And Impeller: Plastic UL 94V-0 / SECC
  底座和扇叶:塑胶 (UL 94V-0) / SECC
- Lead Wires (导线) :UL Type (UL类型)
  RED Wire Positive(+) 红色线 正极
  Black Wire Negative(黑色线 负极
- Insulation Resistance:10M Ω Or Over With a DC250V Megger
  绝缘阻抗: 10MΩ或者高于DC250V
- Dielectric Withstand Voltage:AC500V 1S
  耐压测试: AC500V 1S

MODEL 型号	BEARING TYPE 轴承类型	Rated Voltage 额定电压	Operating Voltage 工作电压	Rated Current 额定电流	Rated Input power 额定功率	Speed 转速	Maximum Air Flow 最大风量		Maximum Air Pressure 最大风压		Noise/Distance 噪音 / 距离	
		VDC	VDC	AMP	WATT	RPM	M³/Min	CFM	mmH₂O	INH₂O	dB(A)	m
14.8*14.9*3	HDB	3	2.5-3	0.06	0.18	14000	0.003	0.090	1.97	0.078	27.00	0.3

■ DIMENSIONS DRAWING(外观图)

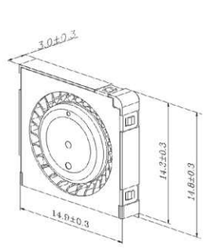

■ P&Q CURVE(AT RATED VOLTAGE)

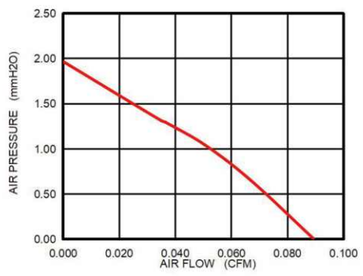

Unit: mm

17X17X3.2 Blower

■ General Specifications (普通规格)

- Material(材料):
  Frame And Impeller: Plastic UL 94V-0 / SUS
  底座和扇叶 : 塑胶(UL 94V-0) / SUS
- Lead Wires(导线):UL Type(UL 类型)
  RED Wire Positive(+) 红色线 正极
  Black Wire Negative(-) 黑色线 负极
- Insulation Resistance:10M Ω Or Over With a DC250V Megger
  绝缘阻抗: 10MΩ或者高于 DC250V
- Dielectric Withstand Voltage:AC500V 1S
  耐压测试: AC500V 1S

MODEL 型号	BEARING TYPE 轴承类型	Rated Voltage 额定电压	Operating Voltage 工作电压	Rated Current 额定电流	Rated Input power 额定功率	Speed 转速	Maximum Air Flow 最大风量		Maximum Air Pressure 最大风压		Noise/Distance 噪音 / 距离	
		VDC	VDC	AMP	WATT	RPM	M³/Min	CFM	mmH₂O	INH₂O	dB(A)	m
17*17*3.2	HDB	3	2.2-3.5	0.25	0.75	20000	0.012	0.41	19.19	0.756	39.96	0.3

■ DIMENSIONS DRAWING(外观图)

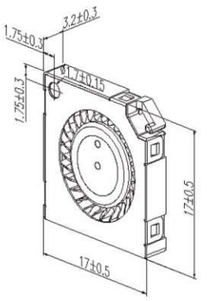

■ P&Q CURVE(AT RATED VOLTAGE)

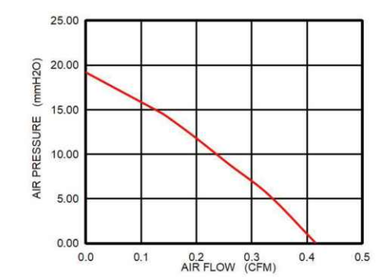

Unit: mm

20.35X19.3X3.1 Blower

■ General Specifications (普通规格)

- Material (材料)：
  Frame And Impeller: Plastic UL 94V-0 / SUS
  底座和扇叶:塑胶 (UL 94V-0) / SUS
- Lead Wires (导线) :UL Type (UL类型)
  RED Wire Positive(+) 红色线 正极
  Black Wire Negative(-) 黑色线 负极
- Insulation Resistance:10M Ω Or Over With a DC250V Megger
  绝缘阻抗：10MΩ或者高于DC250V
- Dielectric Withstand Voltage:AC500V 1S
  耐压测试：AC500V 1S

MODEL 型号	BEARING TYPE 轴承类型	Rated Voltage 额定电压	Operating Voltage 工作电压	Rated Current 额定电流	Rated Input power 额定功率	Speed 转速	Maximum Air Flow 最大风量		Maximum Air Pressure 最大风压		Noise/Distance 噪音 / 距离	
		VDC	VDC	AMP	WATT	RPM	M³/Min	CFM	mmH₂O	INH₂O	dB(A)	m
20.35*19.3*3.1	HDB	3	2.5-3	0.08	0.24	11500	0.009	0.315	3.69	0.151	30.3	0.3

■ DIMENSIONS DRAWING(外观图)

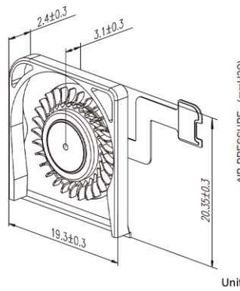

■ P&Q CURVE(AT RATED VOLTAGE)

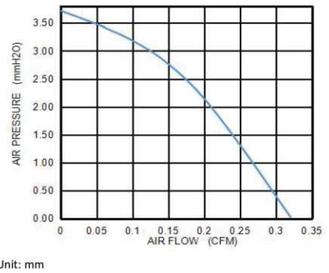

Unit: mm

20X20X3.2 Blower

■ General Specifications (普通规格)

- Material (材料)：
  Frame And Impeller: Plastic UL 94V-0 / SUS
  底座和扇叶:塑胶 (UL 94V-0) / SUS
- Lead Wires (导线) :UL Type (UL类型)
  RED Wire Positive(+) 红色线 正极
  Black Wire Negative(-) 黑色线 负极
- Insulation Resistance:10M Ω Or Over With a DC250V Megger
  绝缘阻抗：10MΩ或者高于DC250V
- Dielectric Withstand Voltage:AC500V 1S
  耐压测试：AC500V 1S

MODEL 型号	BEARING TYPE 轴承类型	Rated Voltage 额定电压	Operating Voltage 工作电压	Rated Current 额定电流	Rated Input power 额定功率	Speed 转速	Maximum Air Flow 最大风量		Maximum Air Pressure 最大风压		Noise/Distance 噪音 / 距离	
		VDC	VDC	AMP	WATT	RPM	M³/Min	CFM	mmH₂O	INH₂O	dB(A)	m
20*20*3.2	HDB	3	2.2-3.5	0.25	0.75	17800	0.016	0.58	20.16	0.794	37.5	0.3

■ DIMENSIONS DRAWING(外观图)

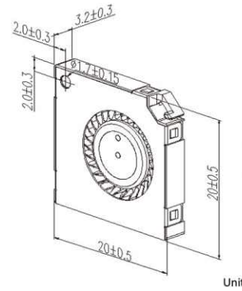

■ P&Q CURVE(AT RATED VOLTAGE)

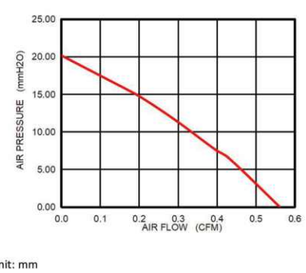

Unit: mm

30X30X3.2 Blower

■ General Specifications (普通规格)

- Material (材料)：
  Frame And Impeller: Plastic UL 94V-0 / SUS
  底座和扇叶:塑胶 (UL 94V-0) / SUS
- Lead Wires (导线) :UL Type (UL类型)
  RED Wire Positive(+) 红色线 正极
  Black Wire Negative(-) 黑色线 负极
- Insulation Resistance:10M Ω Or Over With a DC250V Megger
  绝缘阻抗：10MΩ或者高于DC250V
- Dielectric Withstand Voltage:AC500V 1S
  耐压测试：AC500V 1S

MODEL 型号	BEARING TYPE 轴承类型	Rated Voltage 额定电压	Operating Voltage 工作电压	Rated Current 额定电流	Rated Input power 额定功率	Speed 转速	Maximum Air Flow 最大风量		Maximum Air Pressure 最大风压		Noise/Distance 噪音 / 距离	
		VDC	VDC	AMP	WATT	RPM	M³/Min	CFM	mmH₂O	INH₂O	dB(A)	m
30*30*3.2	HDB	5	3.5-5.5	0.1	0.5	9500	0.018	0.66	8.25	0.322	32.1	0.3
30*30*3.2	HDB	5	3.5-5.5	0.15	0.75	12500	0.025	0.91	14.3	0.558	41.1	0.3
30*30*3.2	HDB	5	3.5-5.5	0.25	1.25	14500	0.030	1.06	18.99	0.741	45.1	0.3

■ DIMENSIONS DRAWING(外观图)

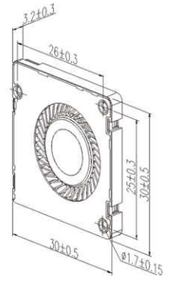

■ P&Q CURVE(AT RATED VOLTAGE)

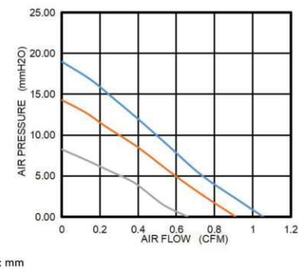

Unit: mm

30X30X4 Blower

■ General Specifications (普通规格)

- Material (材料)：
  Frame And Impeller: Plastic UL 94V-0 / SUS
  底座和扇叶:塑胶 (UL 94V-0) / SUS
- Lead Wires (导线) :UL Type (UL类型)
  RED Wire Positive(+) 红色线 正极
  Black Wire Negative(-) 黑色线 负极
- Insulation Resistance:10M Ω Or Over With a DC250V Megger
  绝缘阻抗：10MΩ或者高于DC250V
- Dielectric Withstand Voltage:AC500V 1S
  耐压测试：AC500V 1S

MODEL 型号	BEARING TYPE 轴承类型	Rated Voltage 额定电压	Operating Voltage 工作电压	Rated Current 额定电流	Rated Input power 额定功率	Speed 转速	Maximum Air Flow 最大风量		Maximum Air Pressure 最大风压		Noise/Distance 噪音 / 距离	
		VDC	VDC	AMP	WATT	RPM	M³/Min	CFM	mmH₂O	INH₂O	dB(A)	m
30*30*4	HDB	5	3.5-5.5	0.1	0.5	9500	0.021	0.74	9.43	0.368	32.1	0.3
30*30*4	HDB	5	3.5-5.5	0.15	0.75	12500	0.028	0.99	16.98	0.662	39.3	0.3
30*30*4	HDB	5	3.5-5.5	0.25	1.25	14500	0.032	1.13	22.50	0.878	44.0	0.3

■ DIMENSIONS DRAWING(外观图)

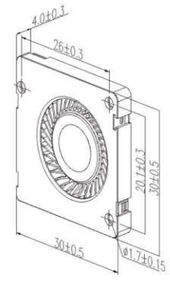

■ P&Q CURVE(AT RATED VOLTAGE)

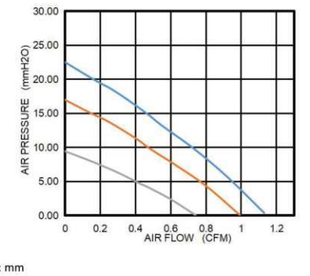

Unit: mm

30X30X10 Blower

■ General Specifications (普通规格)

- **Material (材料):**
  Frame And Impeller: Plastic UL 94V-0 / SECC
  底座和扇叶:塑胶 (UL 94V-0) / SECC
- **Lead Wires (导线) :UL Type (UL类型)**
  RED Wire Positive(+) 红色线 正极
  Black Wire Negative(-) 黑色线 负极
- Insulation Resistance:10M Ω Or Over With a DC250V Megger
  绝缘阻抗: 10MΩ或者高于DC250V
- Dielectric Withstand Voltage:AC500V 1S
  耐压测试: AC500V 1S

MODEL 型号	BEARING TYPE 轴承类型	Rated Voltage 额定电压	Operating Voltage 工作电压	Rated Current 额定电流	Rated Input power 额定功率	Speed 转速	Maximum Air Flow 最大风量		Maximum Air Pressure 最大风压		Noise/Distance 噪音 / 距离	
		VDC	VDC	AMP	WATT	RPM	M³/Min	CFM	mmH₂O	INH₂O	dB(A)	m
30*30*10	HDB	5	3.5-5.5	0.12	0.6	7000	0.033	1.19	6.20	0.242	33.5	0.5

■ DIMENSIONS DRAWING(外观图)

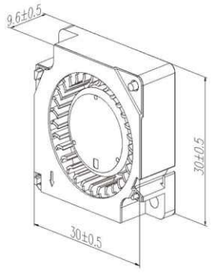

Unit: mm

■ P&Q CURVE(AT RATED VOLTAGE)

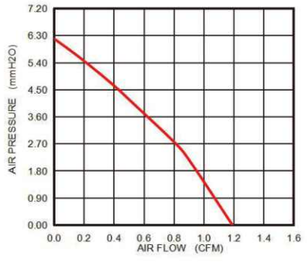

35X35X5.5 Blower

■ General Specifications (普通规格)

- **Material (材料):**
  Frame And Impeller: Plastic UL 94V-0 / SUS
  底座和扇叶: SUS / 塑胶 (UL 94V-0)
- **Lead Wires (导线) :UL Type (UL类型)**
  RED Wire Positive(+) 红色线 正极
  Black Wire Negative(-) 黑色线 负极
- Insulation Resistance:10M Ω Or Over With a DC250V Megger
  绝缘阻抗: 10MΩ或者高于DC250V
- Dielectric Withstand Voltage:AC500V 1S
  耐压测试: AC500V 1S

MODEL 型号	BEARING TYPE 轴承类型	Rated Voltage 额定电压	Operating Voltage 工作电压	Rated Current 额定电流	Rated Input power 额定功率	Speed 转速	Maximum Air Flow 最大风量		Maximum Air Pressure 最大风压		Noise/Distance 噪音 / 距离	
		VDC	VDC	AMP	WATT	RPM	M³/Min	CFM	mmH₂O	INH₂O	dB(A)	m
35*35*5.5	HDB	5	3.5-5.5	0.2	1	10000	0.053	1.88	14.72	0.574	53.8	0.1

■ DIMENSIONS DRAWING(外观图)

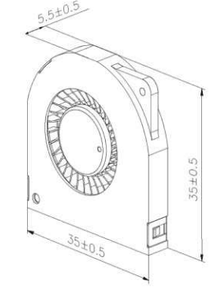

Unit: mm

■ P&Q CURVE(AT RATED VOLTAGE)

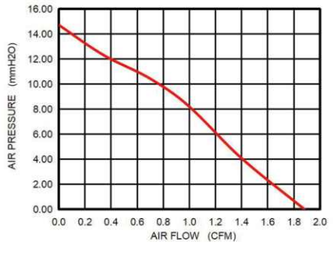

35X35X5.5 Blower

■ General Specifications (普通规格)

- **Material (材料):**
  Frame And Impeller: Plastic UL 94V-0 / SUS
  底座和扇叶:塑胶 (UL 94V-0) / SUS
- **Lead Wires (导线) :UL Type (UL类型)**
  RED Wire Positive(+) 红色线 正极
  Black Wire Negative(- 黑色线 负极
- Insulation Resistance:10M Ω Or Over With a DC250V Megger
  绝缘阻抗: 10MΩ或者高于DC250V
- Dielectric Withstand Voltage:AC500V 1S
  耐压测试: AC500V 1S

MODEL 型号	BEARING TYPE 轴承类型	Rated Voltage 额定电压	Operating Voltage 工作电压	Rated Current 额定电流	Rated Input power 额定功率	Speed 转速	Maximum Air Flow 最大风量		Maximum Air Pressure 最大风压		Noise/Distance 噪音 / 距离	
		VDC	VDC	AMP	WATT	RPM	M³/Min	CFM	mmH₂O	INH₂O	dB(A)	m
35*35*5.5	HDB	5	3.5-5.5	0.2	1	10000	0.053	1.88	14.72	0.574	53.8	0.1

■ DIMENSIONS DRAWING(外观图)

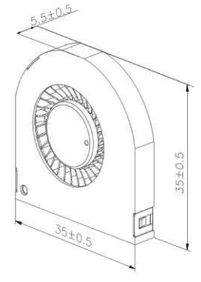

Unit: mm

■ P&Q CURVE(AT RATED VOLTAGE)

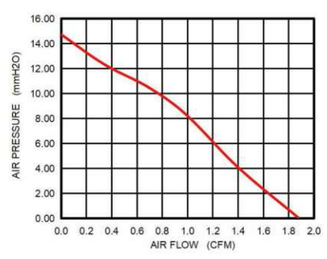

34.7X34.2X5 Blower

■ General Specifications (普通规格)

- **Material (材料):**
  Frame And Impeller: Plastic UL 94V-0 /SGCC
  底座和扇叶:塑胶 (UL 94V-0) / SGCC
- **Lead Wires (导线) :UL Type (UL类型)**
  RED Wire Positive(+) 红色线 正极
  Black Wire Negative(-) 黑色线 负极
- Insulation Resistance:10M Ω Or Over With a DC250V Megger
  绝缘阻抗: 10MΩ或者高于DC250V
- Dielectric Withstand Voltage:AC500V 1S
  耐压测试: AC500V 1S

MODEL 型号	BEARING TYPE 轴承类型	Rated Voltage 额定电压	Operating Voltage 工作电压	Rated Current 额定电流	Rated Input power 额定功率	Speed 转速	Maximum Air Flow 最大风量		Maximum Air Pressure 最大风压		Noise/Distance 噪音 / 距离	
		VDC	VDC	AMP	WATT	RPM	M³/Min	CFM	mmH₂O	INH₂O	dB(A)	m
34.7*34.2*5.0	HDB	5	3.5-5.5	0.25	1.25	11000	0.048	1.73	22.29	0.869	56.0	0.1

■ DIMENSIONS DRAWING(外观图)

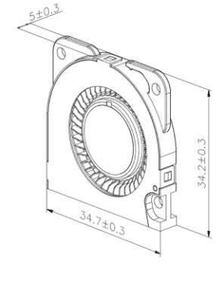

Unit: mm

■ P&Q CURVE(AT RATED VOLTAGE)

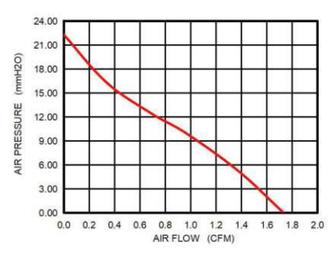

40×40×7 Blower

■ General Specifications（普通规格）

- **Material（材料）：**
  Frame And Impeller: Plastic UL 94V-0 /SGCC
  底座和扇叶:塑胶（ UL 94V-0） /SGCC
- **Lead Wires（导线）:UL Type（UL类型）**
  RED Wire Positive(+) 红色线 正极
  Black Wire Negative(-) 黑色线 负极
- Insulation Resistance:10M Ω Or Over With a DC250V Megger
  绝缘阻抗：10MΩ或者高于DC250V
- Dielectric Withstand Voltage:AC500V 1S
  耐压测试：AC500V 1S

MODEL 型号	BEARING TYPE 轴承类型	Rated Voltage 额定电压	Operating Voltage 工作电压	Rated Current 额定电流	Rated Input power 额定功率	Speed 转速	Maximum Air Flow 最大风量		Maximum Air Pressure 最大风压		Noise/Distance 噪音 / 距离	
		VDC	VDC	AMP	WATT	RPM	M³/Min	CFM	mmH₂O	INH₂O	dB(A)	m
40*40*7	HDB	5	2.5-5.5	0.25	1.25	5100	0.137	4.9	4.2	0.164	35.5	0.5

■ DIMENSIONS DRAWING(外观图)

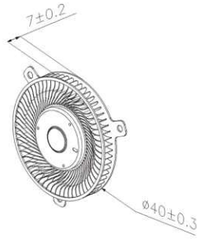

■ P&Q CURVE(AT RATED VOLTAGE)

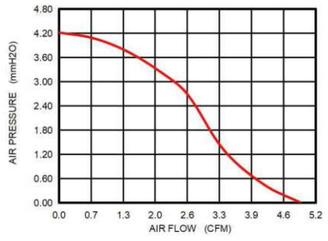

Unit: mm

54×50×3.5 Blower

■ General Specifications（普通规格）

- **Material（材料）：**
  Frame And Impeller: Plastic UL 94V-0 / SECC
  底座和扇叶:塑胶（ UL 94V-0） / SECC
- **Lead Wires（导线）:UL Type（UL类型）**
  RED Wire Positive(+) 红色线 正极
  Black Wire Negative(黑色线 负极
- Insulation Resistance:10M Ω Or Over With a DC250V Megger
  绝缘阻抗：10MΩ或者高于DC250V
- Dielectric Withstand Voltage:AC500V 1S
  耐压测试：AC500V 1S

MODEL 型号	BEARING TYPE 轴承类型	Rated Voltage 额定电压	Operating Voltage 工作电压	Rated Current 额定电流	Rated Input power 额定功率	Speed 转速	Maximum Air Flow 最大风量		Maximum Air Pressure 最大风压		Noise/Distance 噪音 / 距离	
		VDC	VDC	AMP	WATT	RPM	M³/Min	CFM	mmH₂O	INH₂O	dB(A)	m
54*50*3.5	HDB	5	3.5-5.5	0.35	1.75	7500	0.061	2.14	21.76	0.857	38.0	0.5

■ DIMENSIONS DRAWING(外观图)

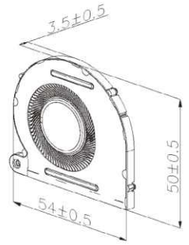

■ P&Q CURVE(AT RATED VOLTAGE)

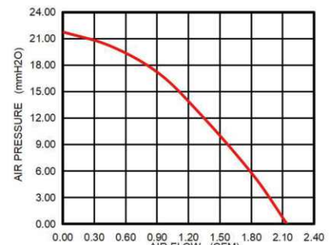

Unit: mm

55X49.5X5.0 Blower

■ General Specifications（普通规格）

- **Material（材料）：**
  Frame And Impeller: Plastic UL 94V-0 / SECC
  底座和扇叶:塑胶（ UL 94V-0） / SECC
- **Lead Wires（导线）:UL Type（UL类型）**
  RED Wire Positive(+) 红色线 正极
  Black Wire Negative(-) 黑色线 负极
- Insulation Resistance:10M Ω Or Over With a DC250V Megger
  绝缘阻抗：10MΩ或者高于DC250V
- Dielectric Withstand Voltage:AC500V 1S
  耐压测试：AC500V 1S

MODEL 型号	BEARING TYPE 轴承类型	Rated Voltage 额定电压	Operating Voltage 工作电压	Rated Current 额定电流	Rated Input power 额定功率	Speed 转速	Maximum Air Flow 最大风量		Maximum Air Pressure 最大风压		Noise/Distance 噪音 / 距离	
		VDC	VDC	AMP	WATT	RPM	M³/Min	CFM	mmH₂O	INH₂O	dB(A)	m
55*49.5*5.0	HDB	5	3.5-5.5	0.28	1.4	5200	0.062	2.2	11.54	0.454	32.8	0.3

■ DIMENSIONS DRAWING(外观图)

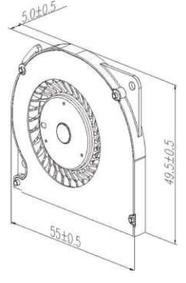

■ P&Q CURVE(AT RATED VOLTAGE)

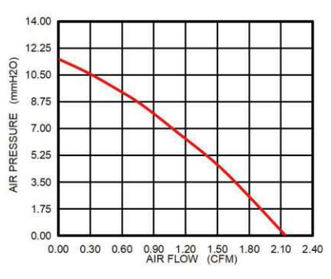

Unit: mm

55X51.4X4.8 Blower

■ General Specifications（普通规格）

- **Material（材料）：**
  Frame And Impeller: Plastic UL 94V-0 / SECC
  底座和扇叶:塑胶（ UL 94V-0） / SECC
- **Lead Wires（导线）:UL Type（UL类型）**
  RED Wire Positive(+) 红色线 正极
  Black Wire Negative(-) 黑色线 负极
- Insulation Resistance:10M Ω Or Over With a DC250V Megger
  绝缘阻抗：10MΩ或者高于DC250V
- Dielectric Withstand Voltage:AC500V 1S
  耐压测试：AC500V 1S

MODEL 型号	BEARING TYPE 轴承类型	Rated Voltage 额定电压	Operating Voltage 工作电压	Rated Current 额定电流	Rated Input power 额定功率	Speed 转速	Maximum Air Flow 最大风量		Maximum Air Pressure 最大风压		Noise/Distance 噪音 / 距离	
		VDC	VDC	AMP	WATT	RPM	M³/Min	CFM	mmH₂O	INH₂O	dB(A)	m
55*51.4*4.8	HDB	5	3.5-5.5	0.4	2	7400	0.075	2.68	19.90	0.776	42.8	0.5

■ DIMENSIONS DRAWING(外观图)

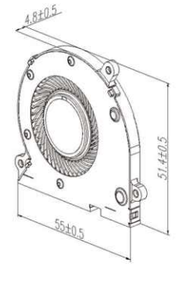

■ P&Q CURVE(AT RATED VOLTAGE)

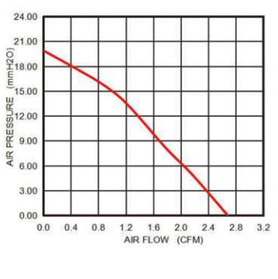

Unit: mm

55×52.5×5.5 Blower

■ General Specifications（普通规格）

- **Material（材料）：**
  Frame And Impeller: Plastic UL 94V-0 / SGCC
  底座和扇叶:塑胶（ UL 94V-0） / SGCC
- **Lead Wires（导线）:UL Type（UL类型）**
  RED Wire Positive(+) 红色线 正极
  Black Wire Negative(-) 黑色线 负极
- **Insulation Resistance:10M Ω Or Over With a DC250V Megger**
  绝缘阻抗：10MΩ或者高于DC250V
- **Dielectric Withstand Voltage:AC500V 1S**
  耐压测试：AC500V 1S

MODEL 型号	BEARING TYPE 轴承类型	Rated Voltage 额定电压	Operating Voltage 工作电压	Rated Current 额定电流	Rated Input power 额定功率	Speed 转速	Maximum Air Flow 最大风量		Maximum Air Pressure 最大风压		Noise/Distance 噪音/距离	
		VDC	VDC	AMP	WATT	RPM	M³/Min	CFM	mmH₂O	INH₂O	dB(A)	m
55*52.5*5.5	HDB	5	3.5-5.5	0.2	1	5500	0.084	3	11.54	0.450	36.6	0.5

■ DIMENSIONS DRAWING(外观图)

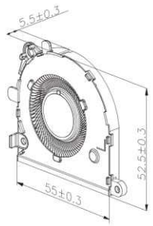

Unit: mm

■ P&Q CURVE(AT RATED VOLTAGE)

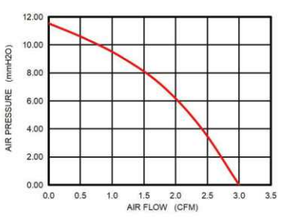

51.1×51.5×15.2 Blower

■ General Specifications（普通规格）

- **Material（材料）：**
  Frame And Impeller: Plastic UL 94V-0
  底座和扇叶:塑胶（ UL 94V-0）
- **Lead Wires（导线）:UL Type（UL类型）**
  RED Wire Positive(+) 红色线 正极
  Black Wire Negative(黑色线 负极
- **Insulation Resistance:10M Ω Or Over With a DC500V Megger**
  绝缘阻抗：10MΩ或者高于DC500V
- **Dielectric Withstand Voltage:AC500V 1S**
  耐压测试：AC500V 1S

MODEL 型号	BEARING TYPE 轴承类型	Rated Voltage 额定电压	Operating Voltage 工作电压	Rated Current 额定电流	Rated Input power 额定功率	Speed 转速	Maximum Air Flow 最大风量		Maximum Air Pressure 最大风压		Noise/Distance 噪音/距离	
		VDC	VDC	AMP	WATT	RPM	M³/Min	CFM	mmH₂O	INH₂O	dB(A)	m
51.1*51.5*15.2	BB/HDB	12	7-13.2	0.13	1.50	4000	0.092	3.29	12.11	0.477	34.1	1
51.1*51.5*15.2	BB/HDB	12	7-13.2	0.20	2.50	6000	0.138	4.94	27.24	1.072	42.9	1
51.1*51.5*15.2	BB	12	7-13.2	0.35	4.20	8000	0.184	6.58	48.43	1.907	49.6	1
51.1*51.5*15.2	BB/HDB	24	18-26.4	0.06	1.50	4000	0.092	3.29	12.11	0.477	34.1	1
51.1*51.5*15.2	BB/HDB	24	18-26.4	0.10	2.50	6000	0.138	4.94	27.24	1.072	42.9	1
51.1*51.5*15.2	BB	24	18-26.4	0.18	4.20	8000	0.184	6.58	48.43	1.907	49.6	1

■ DIMENSIONS DRAWING(外观图)

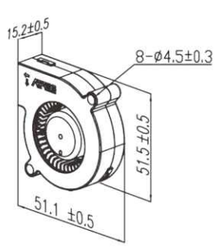

Unit: mm

■ P&Q CURVE(AT RATED VOLTAGE)

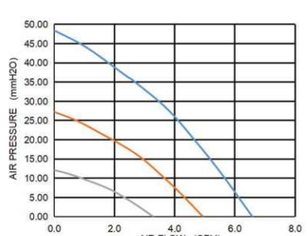

56X46X7 Blower

■ General Specifications（普通规格）

- **Material（材料）：**
  Frame And Impeller: Plastic UL 94V-0 / SGCC
  底座和扇叶:塑胶（ UL 94V-0） / SGCC
- **Lead Wires（导线）:UL Type（UL类型）**
  RED Wire Positive(+) 红色线 正极
  Black Wire Negative(-) 黑色线 负极
- **Insulation Resistance:10M Ω Or Over With a DC250V Megger**
  绝缘阻抗：10MΩ或者高于DC250V
- **Dielectric Withstand Voltage:AC500V 1S**
  耐压测试：AC500V 1S

MODEL 型号	BEARING TYPE 轴承类型	Rated Voltage 额定电压	Operating Voltage 工作电压	Rated Current 额定电流	Rated Input power 额定功率	Speed 转速	Maximum Air Flow 最大风量		Maximum Air Pressure 最大风压		Noise/Distance 噪音/距离	
		VDC	VDC	AMP	WATT	RPM	M³/Min	CFM	mmH₂O	INH₂O	dB(A)	m
56*46*7	HDB	5	3.5-5.5	0.4	2	5600	0.090	3.19	13.85	0.545	37.2	0.5

■ DIMENSIONS DRAWING(外观图)

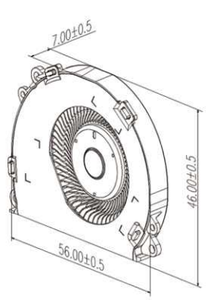

Unit: mm

■ P&Q CURVE(AT RATED VOLTAGE)

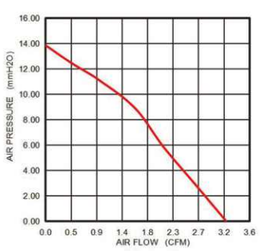

56X50X5 Blower

■ General Specifications（普通规格）

- **Material（材料）：**
  Frame And Impeller: Plastic UL 94V-0 / SGCC
  底座和扇叶:塑胶（ UL 94V-0） / SGCC
- **Lead Wires（导线）:UL Type（UL类型）**
  RED Wire Positive(+) 红色线 正极
  Black Wire Negative(-) 黑色线 负极
- **Insulation Resistance:10M Ω Or Over With a DC250V Megger**
  绝缘阻抗：10MΩ或者高于DC250V
- **Dielectric Withstand Voltage:AC500V 1S**
  耐压测试：AC500V 1S

MODEL 型号	BEARING TYPE 轴承类型	Rated Voltage 额定电压	Operating Voltage 工作电压	Rated Current 额定电流	Rated Input power 额定功率	Speed 转速	Maximum Air Flow 最大风量		Maximum Air Pressure 最大风压		Noise/Distance 噪音/距离	
		VDC	VDC	AMP	WATT	RPM	M³/Min	CFM	mmH₂O	INH₂O	dB(A)	m
56*50*5	HDB	5	3.5-5.5	0.35	1.75	4800	0.051	1.82	11.4	0.449	29.5	0.5

■ DIMENSIONS DRAWING(外观图)

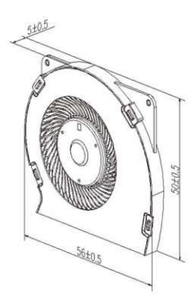

Unit: mm

■ P&Q CURVE(AT RATED VOLTAGE)

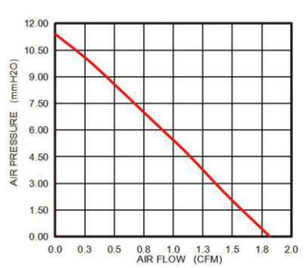

56X50X5 Blower

■ General Specifications (普通规格)

- **Material (材料)：**
  Frame And Impeller: Plastic UL 94V-0 / SGCC
  底座和扇叶:塑胶 (UL 94V-0) / SGCC
- **Lead Wires (导线) :UL Type (UL类型)**
  RED Wire Positive(+) 红色线 正极
  Black Wire Negative(-) 黑色线 负极
- **Insulation Resistance:10M Ω Or Over With a DC250V Megger**
  绝缘阻抗：10MΩ或者高于DC250V
- **Dielectric Withstand Voltage:AC500V 1S**
  耐压测试：AC500V 1S

MODEL 型号	BEARING TYPE 轴承类型	Rated Voltage 额定电压	Operating Voltage 工作电压	Rated Current 额定电流	Rated Input power 额定功率	Speed 转速	Maximum Air Flow 最大风量		Maximum Air Pressure 最大风压		Noise/Distance 噪音 / 距离	
		VDC	VDC	AMP	WATT	RPM	M³/Min	CFM	mmH₂O	INH₂O	dB(A)	m
56*50*5	HDB	5	3.5-5.5	0.35	1.75	4800	0.051	1.79	10.5	0.413	29.5	0.5

■ DIMENSIONS DRAWING(外观图)

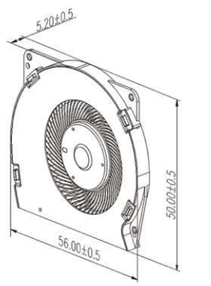

■ P&Q CURVE(AT RATED VOLTAGE)

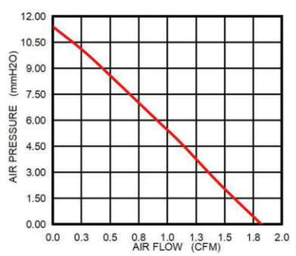

Unit: mm

56X53.6X7.2 Blower

■ General Specifications (普通规格)

- **Material (材料)：**
  Frame And Impeller: Plastic UL 94V-0 / SGCC
  底座和扇叶:塑胶 (UL 94V-0) / SGCC
- **Lead Wires (导线) :UL Type (UL类型)**
  RED Wire Positive(+) 红色线 正极
  Black Wire Negative(-) 黑色线 负极
- **Insulation Resistance:10M Ω Or Over With a DC250V Megger**
  绝缘阻抗：10MΩ或者高于DC250V
- **Dielectric Withstand Voltage:AC500V 1S**
  耐压测试：AC500V 1S

MODEL 型号	BEARING TYPE 轴承类型	Rated Voltage 额定电压	Operating Voltage 工作电压	Rated Current 额定电流	Rated Input power 额定功率	Speed 转速	Maximum Air Flow 最大风量		Maximum Air Pressure 最大风压		Noise/Distance 噪音 / 距离	
		VDC	VDC	AMP	WATT	RPM	M³/Min	CFM	mmH₂O	INH₂O	dB(A)	m
56*53.6*7.2	HDB	5	3.5-5.5	0.22	1.11	4000	0.074	2.61	7.8	0.307	27.5	0.5

■ DIMENSIONS DRAWING(外观图)

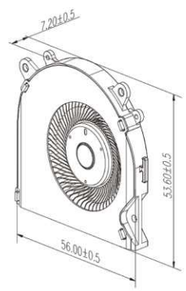

■ P&Q CURVE(AT RATED VOLTAGE)

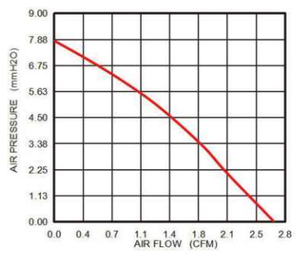

Unit: mm

59.3X55.6X5.6 Blower

■ General Specifications (普通规格)

- **Material (材料)：**
  Frame And Impeller: Plastic UL 94V-0 / SGCC
  底座和扇叶:塑胶 (UL 94V-0) / SGCC
- **Lead Wires (导线) :UL Type (UL类型)**
  RED Wire Positive(+) 红色线 正极
  Black Wire Negative(-) 黑色线 负极
- **Insulation Resistance:10M Ω Or Over With a DC250V Megger**
  绝缘阻抗：10MΩ或者高于DC250V
- **Dielectric Withstand Voltage:AC500V 1S**
  耐压测试：AC500V 1S

MODEL 型号	BEARING TYPE 轴承类型	Rated Voltage 额定电压	Operating Voltage 工作电压	Rated Current 额定电流	Rated Input power 额定功率	Speed 转速	Maximum Air Flow 最大风量		Maximum Air Pressure 最大风压		Noise/Distance 噪音 / 距离	
		VDC	VDC	AMP	WATT	RPM	M³/Min	CFM	mmH₂O	INH₂O	dB(A)	m
59.3*55.6*5.6	HDB	5	3.5-5.5	0.38	1.9	6700	0.095	3.4	18.34	0.715	41.1	0.5

■ DIMENSIONS DRAWING(外观图)

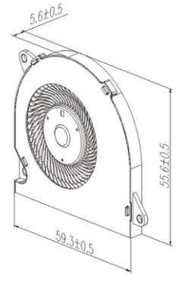

■ P&Q CURVE(AT RATED VOLTAGE)

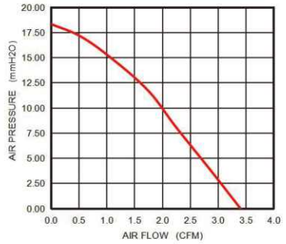

Unit: mm

61.3×50×10.3 Blower

■ General Specifications (普通规格)

- **Material (材料)：**
  Frame And Impeller: Plastic UL 94V-0 / SGCC
  底座和扇叶:塑胶 (UL 94V-0) / SGCC
- **Lead Wires (导线) :UL Type (UL类型)**
  RED Wire Positive(+) 红色线 正极
  Black Wire Negative(黑色线 负极
- **Insulation Resistance:10M Ω Or Over With a DC250V Megger**
  绝缘阻抗：10MΩ或者高于DC250V
- **Dielectric Withstand Voltage:AC500V 1S**
  耐压测试：AC500V 1S

MODEL 型号	BEARING TYPE 轴承类型	Rated Voltage 额定电压	Operating Voltage 工作电压	Rated Current 额定电流	Rated Input power 额定功率	Speed 转速	Maximum Air Flow 最大风量		Maximum Air Pressure 最大风压		Noise/Distance 噪音 / 距离	
		VDC	VDC	AMP	WATT	RPM	M³/Min	CFM	mmH₂O	INH₂O	dB(A)	m
61.3*50*10.3	HDB	12	10.8 ~ 13.2	0.18	2.16	5100	0.101	3.57	15.30	0.602	35.2	1

■ DIMENSIONS DRAWING(外观图)

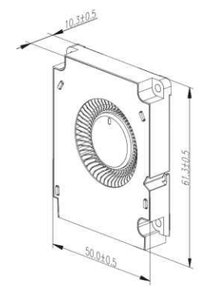

■ P&Q CURVE(AT RATED VOLTAGE)

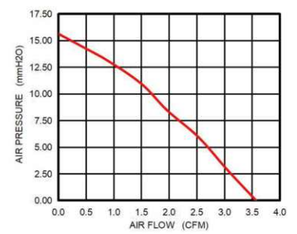

Unit: mm

63X63X4.0 Blower

■ General Specifications (普通规格)

- **Material (材料):**
  Frame And Impeller: Plastic UL 94V-0 / SECC
  底座和扇叶:塑胶 (UL 94V-0) / SECC
- **Lead Wires (导线) :UL Type (UL类型)**
  RED Wire Positive(+) 红色线 正极
  Black Wire Negative(-) 黑色线 负极
- **Insulation Resistance:10M Ω Or Over With a DC250V Megger**
  绝缘阻抗: 10MΩ或者高于DC250V
- **Dielectric Withstand Voltage:AC500V 1S**
  耐压测试: AC500V 1S

MODEL 型号	BEARING TYPE 轴承类型	Rated Voltage 额定电压	Operating Voltage 工作电压	Rated Current 额定电流	Rated Input power 额定功率	Speed 转速	Maximum Air Flow 最大风量		Maximum Air Pressure 最大风压		Noise/Distance 噪音/距离	
		VDC	VDC	AMP	WATT	RPM	M³/Min	CFM	mmH₂O	INH₂O	dB(A)	m
63*63*4.0	HDB	5	3.5-5.5	0.4	2	5700	0.060	2.15	14.5	0.566	35.0	0.5

■ DIMENSIONS DRAWING(外观图)

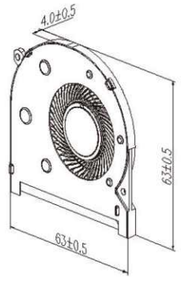

■ P&Q CURVE(AT RATED VOLTAGE)

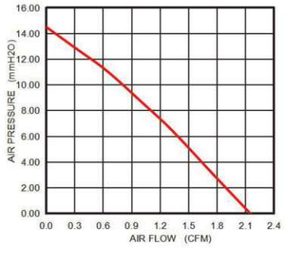

Unit: mm

63.7×57×4 Blower



■ General Specifications (普通规格)

- **Material (材料):**
  Frame And Impeller: Plastic UL 94V-0 /SGCC
  底座和扇叶:塑胶 (UL 94V-0) /SGCC
- **Lead Wires (导线) :UL Type (UL类型)**
  RED Wire Positive(+) 红色线 正极
  Black Wire Negative(-) 黑色线 负极
- **Insulation Resistance:10M Ω Or Over With a DC250V Megger**
  绝缘阻抗: 10MΩ或者高于D250V
- **Dielectric Withstand Voltage:AC500V 1S**
  耐压测试: AC500V 1S

MODEL 型号	BEARING TYPE 轴承类型	Rated Voltage 额定电压	Operating Voltage 工作电压	Rated Current 额定电流	Rated Input power 额定功率	Speed 转速	Maximum Air Flow 最大风量		Maximum Air Pressure 最大风压		Noise/Distance 噪音/距离	
		VDC	VDC	AMP	WATT	RPM	M³/Min	CFM	mmH₂O	INH₂O	dB(A)	m
63.7*57*4	HDB	5	3.5-5.5	0.4	2	5400	0.060	2.14	12.24	0.477	34.9	0.5

■ DIMENSIONS DRAWING(外观图)

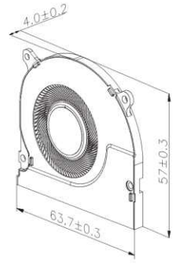

■ P&Q CURVE(AT RATED VOLTAGE)

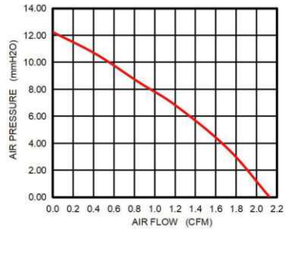

Unit: mm

60X52X5.0 Blower

■ General Specifications (普通规格)

- **Material (材料):**
  Frame And Impeller: Plastic UL 94V-0 / SGCC
  底座和扇叶:塑胶 (UL 94V-0) / SGCC
- **Lead Wires (导线) :UL Type (UL类型)**
  RED Wire Positive(+) 红色线 正极
  Black Wire Negative(-) 黑色线 负极
- **Insulation Resistance:10M Ω Or Over With a DC250V Megger**
  绝缘阻抗: 10MΩ或者高于DC250V
- **Dielectric Withstand Voltage:AC500V 1S**
  耐压测试: AC500V 1S

MODEL 型号	BEARING TYPE 轴承类型	Rated Voltage 额定电压	Operating Voltage 工作电压	Rated Current 额定电流	Rated Input power 额定功率	Speed 转速	Maximum Air Flow 最大风量		Maximum Air Pressure 最大风压		Noise/Distance 噪音/距离	
		VDC	VDC	AMP	WATT	RPM	M³/Min	CFM	mmH₂O	INH₂O	dB(A)	m
60*52*5.0	HDB	5	3.5-5.5	0.3	1.5	5500	0.085	3.03	16.28	0.635	36.7	0.5

■ DIMENSIONS DRAWING(外观图)

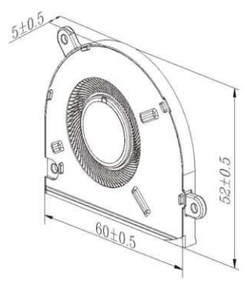

■ P&Q CURVE(AT RATED VOLTAGE)

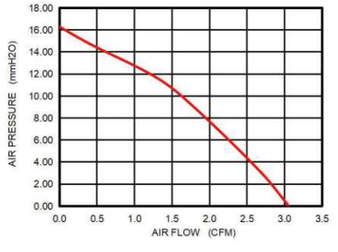

Unit: mm

60X54X5.0 Blower

■ General Specifications (普通规格)

- **Material (材料):**
  Frame And Impeller: Plastic UL 94V-0 / SGC
  底座和扇叶:塑胶 (UL 94V-0) / SGCC
- **Lead Wires (导线) :UL Type (UL类型)**
  RED Wire Positive(+) 红色线 正极
  Black Wire Negative(-) 黑色线 负极
- **Insulation Resistance:10M Ω Or Over With a DC250V Megger**
  绝缘阻抗: 10MΩ或者高于DC250V
- **Dielectric Withstand Voltage:AC500V 1S**
  耐压测试: AC500V 1S

MODEL 型号	BEARING TYPE 轴承类型	Rated Voltage 额定电压	Operating Voltage 工作电压	Rated Current 额定电流	Rated Input power 额定功率	Speed 转速	Maximum Air Flow 最大风量		Maximum Air Pressure 最大风压		Noise/Distance 噪音/距离	
		VDC	VDC	AMP	WATT	RPM	M³/Min	CFM	mmH₂O	INH₂O	dB(A)	m
60*54*5.0	HDB	5	3.5-5.5	0.3	1.5	5500	0.090	3.23	16.67	0.650	36.8	0.5

■ DIMENSIONS DRAWING(外观图)

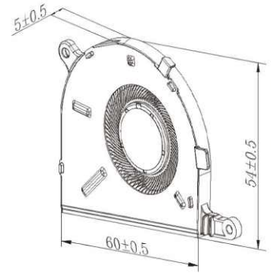

■ P&Q CURVE(AT RATED VOLTAGE)

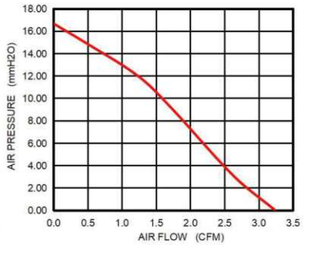

Unit: mm

60X59.6X12.0 Blower

■ General Specifications (普通规格)

- **Material (材料):**
  Frame And Impeller: Plastic UL 94V-0
  底座和扇叶:塑胶 (UL 94V-0) / SGCC
- **Lead Wires (导线) :UL Type (UL类型)**
  RED Wire Positive(+) 红色线 正极
  Black Wire Negative(-) 黑色线 负极
- **Insulation Resistance:10M Ω Or Over With a DC250V Megger**
  绝缘阻抗: 10MΩ或者高于DC250V
- **Dielectric Withstand Voltage:AC500V 1S**
  耐压测试: AC500V 1S

MODEL 型号	BEARING TYPE 轴承类型	Rated Voltage 额定电压	Operating Voltage 工作电压	Rated Current 额定电流	Rated Input power 额定功率	Speed 转速	Maximum Air Flow 最大风量		Maximum Air Pressure 最大风压		Noise/Distance 噪音 / 距离	
		VDC	VDC	AMP	WATT	RPM	M³/Min	CFM	mmH₂O	INH₂O	dB(A)	m
60*59.6*12	HDB	5	3.5-5.5	0.35	1.75	4500	0.195	6.95	16.8	0.655	39.6	0.5

■ DIMENSIONS DRAWING(外观图)

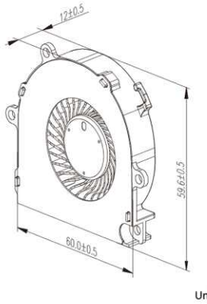

Unit: mm

■ P&Q CURVE(AT RATED VOLTAGE)

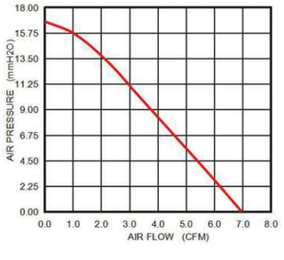

60×58.7×5.8 Blower

■ General Specifications (普通规格)

- **Material (材料):**
  Frame And Impeller: Plastic UL 94V-0 /SUS430+单面黑
  底座和扇叶:塑胶 (UL 94V-0) /SUS430+单面黑
- **Lead Wires (导线) :UL Type (UL类型)**
  RED Wire Positive(+) 红色线 正极
  Black Wire Negative(-) 黑色线 负极
- **Insulation Resistance:10M Ω Or Over With a DC250V Megger**
  绝缘阻抗: 10MΩ或者高于DC250V
- **Dielectric Withstand Voltage:AC500V 1S**
  耐压测试: AC500V 1S

MODEL 型号	BEARING TYPE 轴承类型	Rated Voltage 额定电压	Operating Voltage 工作电压	Rated Current 额定电流	Rated Input power 额定功率	Speed 转速	Maximum Air Flow 最大风量		Maximum Air Pressure 最大风压		Noise/Distance 噪音 / 距离	
		VDC	VDC	AMP	WATT	RPM	M³/Min	CFM	mmH₂O	INH₂O	dB(A)	m
60*58.7*5.8	HDB	5	2.5-5.5	0.3	1.5	5500	0.099	3.53	14.21	0.554	38.6	0.5

■ DIMENSIONS DRAWING(外观图)

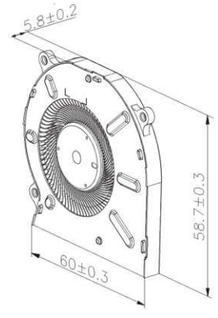

Unit: mm

■ P&Q CURVE(AT RATED VOLTAGE)

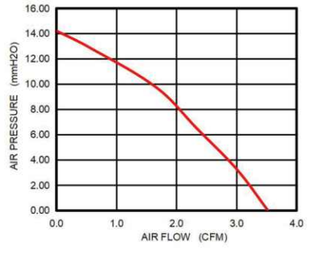

63X58X7.5 Blower

■ General Specifications (普通规格)

- **Material (材料):**
  Frame And Impeller: Plastic UL 94V-0 / SGCC
  底座和扇叶:塑胶 (UL 94V-0) / SGCC
- **Lead Wires (导线) :UL Type (UL类型)**
  RED Wire Positive(+) 红色线 正极
  Black Wire Negative(-) 黑色线 负极
- **Insulation Resistance:10M Ω Or Over With a DC250V Megger**
  绝缘阻抗: 10MΩ或者高于DC250V
- **Dielectric Withstand Voltage:AC500V 1S**
  耐压测试: AC500V 1S

MODEL 型号	BEARING TYPE 轴承类型	Rated Voltage 额定电压	Operating Voltage 工作电压	Rated Current 额定电流	Rated Input power 额定功率	Speed 转速	Maximum Air Flow 最大风量		Maximum Air Pressure 最大风压		Noise/Distance 噪音 / 距离	
		VDC	VDC	AMP	WATT	RPM	M³/Min	CFM	mmH₂O	INH₂O	dB(A)	m
63*58*7.5	HDB	5	3.5-5.5	0.4	2	5100	0.142	5.06	16.75	0.653	37.8	0.5

■ DIMENSIONS DRAWING(外观图)

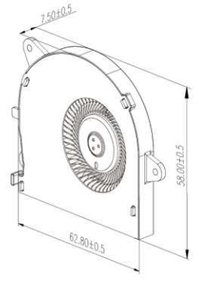

Unit: mm

■ P&Q CURVE(AT RATED VOLTAGE)

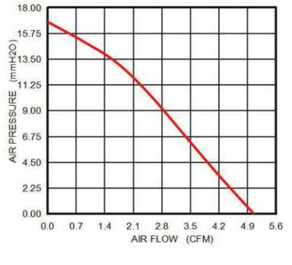

57.6×55.8×27.5 Blower

■ General Specifications (普通规格)

- **Material (材料):**
  Frame And Impeller: Plastic UL 94V-0 /
  底座和扇叶:塑胶 (UL 94V-0) /
- **Lead Wires (导线) :UL Type (UL类型)**
  RED Wire Positive(+) 红色线 正极
  Black Wire Negative(-) 黑色线 负极
- **Insulation Resistance:10M Ω Or Over With a DC250V Megger**
  绝缘阻抗: 10MΩ或者高于DC250V
- **Dielectric Withstand Voltage:AC500V 1S**
  耐压测试: AC500V 1S

MODEL 型号	BEARING TYPE 轴承类型	Rated Voltage 额定电压	Operating Voltage 工作电压	Rated Current 额定电流	Rated Input power 额定功率	Speed 转速	Maximum Air Flow 最大风量		Maximum Air Pressure 最大风压		Noise/Distance 噪音 / 距离	
		VDC	VDC	AMP	WATT	RPM	M³/Min	CFM	mmH₂O	INH₂O	dB(A)	m
57.6*55.8*27.5	BB	12	10.8-13.2	0.4	4.8	5000	0.274	9.79	24.02	0.937	41.2	1
57.6*55.8*27.5	BB	12	10.8-13.2	0.5	6.4	5500	0.305	10.89	29.73	1.159	43.3	1

■ DIMENSIONS DRAWING(外观图)

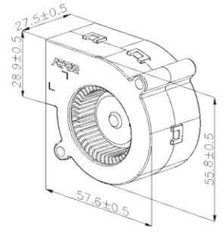

Unit: mm

■ P&Q CURVE(AT RATED VOLTAGE)

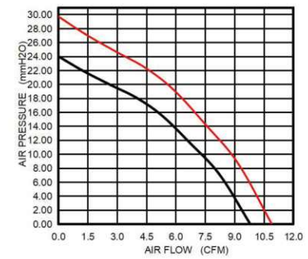

65X65X5.5 Blower

■ General Specifications (普通规格)

- **Material (材料):**
  Frame And Impeller: Plastic UL 94V-0 / SGCC
  底座和扇叶:塑胶 (UL 94V-0) /SGCC
- **Lead Wires (导线) :UL Type (UL类型)**
  RED Wire Positive(+) 红色线 正极
  Black Wire Negative(-) 黑色线 负极
- **Insulation Resistance:10M Ω Or Over With a DC250V Megger**
  绝缘阻抗: 10MΩ或者高于DC250V
- **Dielectric Withstand Voltage:AC500V 1S**
  耐压测试: AC500V 1S

MODEL 型号	BEARING TYPE 轴承类型	Rated Voltage 额定电压	Operating Voltage 工作电压	Rated Current 额定电流	Rated Input power 额定功率	Speed 转速	Maximum Air Flow 最大风量		Maximum Air Pressure 最大风压		Noise/Distance 噪音 / 距离	
		VDC	VDC	AMP	WATT	RPM	M³/Min	CFM	mmH₂O	INH₂O	dB(A)	m
65*65*5.5	HDB	5	3.5-5.5	0.22	1.1	4500	0.109	3.9	14.53	0.567	38.0	0.5

■ DIMENSIONS DRAWING(外观图)

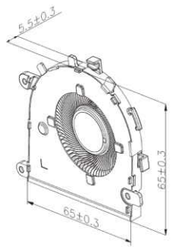

Unit: mm

■ P&Q CURVE(AT RATED VOLTAGE)

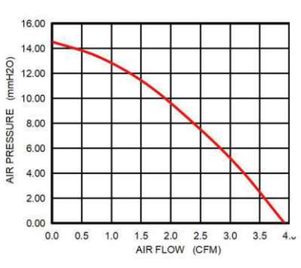

65X65X8.2 Blower

■ General Specifications (普通规格)

- **Material (材料):**
  Frame And Impeller: Plastic UL 94V-0 / SGCC
  底座和扇叶:塑胶 (UL 94V-0) / SGCC
- **Lead Wires (导线) :UL Type (UL类型)**
  RED Wire Positive(+) 红色线 正极
  Black Wire Negative(-) 黑色线 负极
- **Insulation Resistance:10M Ω Or Over With a DC250V Megger**
  绝缘阻抗: 10MΩ或者高于DC250V
- **Dielectric Withstand Voltage:AC500V 1S**
  耐压测试: AC500V 1S

MODEL 型号	BEARING TYPE 轴承类型	Rated Voltage 额定电压	Operating Voltage 工作电压	Rated Current 额定电流	Rated Input power 额定功率	Speed 转速	Maximum Air Flow 最大风量		Maximum Air Pressure 最大风压		Noise/Distance 噪音 / 距离	
		VDC	VDC	AMP	WATT	RPM	M³/Min	CFM	mmH₂O	INH₂O	dB(A)	m
65*65*8.2	HDB	5	3.5-5.5	0.3	1.5	4300	0.166	5.93	19.8	0.772	39.4	0.5

■ DIMENSIONS DRAWING(外观图)

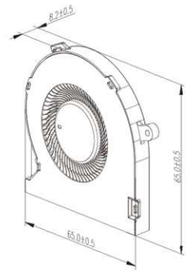

Unit: mm

■ P&Q CURVE(AT RATED VOLTAGE)

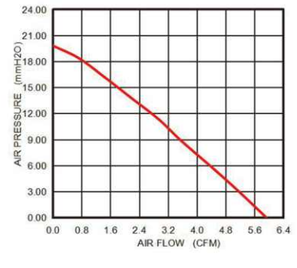

67.8X59.5X5.0 Blower



■ General Specifications (普通规格)

- **Material (材料):**
  Frame And Impeller: Plastic UL 94V-0 / SUS 430
  底座和扇叶:塑胶 (UL 94V-0) / SUS 430
- **Lead Wires (导线) :UL Type (UL类型)**
  RED Wire Positive(+) 红色线 正极
  Black Wire Negative(-) 黑色线 负极
- **Insulation Resistance:10M Ω Or Over With a DC250V Megger**
  绝缘阻抗: 10MΩ或者高于DC250V
- **Dielectric Withstand Voltage:AC500V 1S**
  耐压测试: AC500V 1S

MODEL 型号	BEARING TYPE 轴承类型	Rated Voltage 额定电压	Operating Voltage 工作电压	Rated Current 额定电流	Rated Input power 额定功率	Speed 转速	Maximum Air Flow 最大风量		Maximum Air Pressure 最大风压		Noise/Distance 噪音 / 距离	
		VDC	VDC	AMP	WATT	RPM	M³/Min	CFM	mmH₂O	INH₂O	dB(A)	m
67.8*59.5*5.0	HDB	5	3.5-5.5	0.4	2	5200	0.103	3.68	17.1	0.667	38.1	0.5

■ DIMENSIONS DRAWING(外观图)

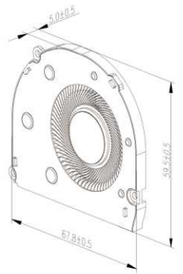

Unit: mm

■ P&Q CURVE(AT RATED VOLTAGE)

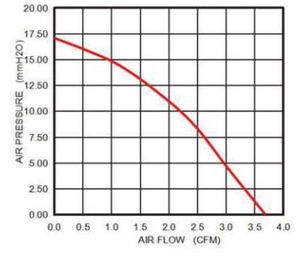

68x67.6x6.2 Blower



■ General Specifications (普通规格)

- **Material (材料):**
  Frame And Impeller: Plastic UL 94V-0 /SGCC
  底座和扇叶:塑胶 (UL 94V-0) /SGCC
- **Lead Wires (导线) :UL Type (UL类型)**
  RED Wire Positive(+) 红色线 正极
  Black Wire Negative(-) 黑色线 负极
- **Insulation Resistance:10M Ω Or Over With a DC250V Megger**
  绝缘阻抗: 10MΩ或者高于DC250V
- **Dielectric Withstand Voltage:AC500V 1S**
  耐压测试: AC500V 1S

MODEL 型号	BEARING TYPE 轴承类型	Rated Voltage 额定电压	Operating Voltage 工作电压	Rated Current 额定电流	Rated Input power 额定功率	Speed 转速	Maximum Air Flow 最大风量		Maximum Air Pressure 最大风压		Noise/Distance 噪音 / 距离	
		VDC	VDC	AMP	WATT	RPM	M³/Min	CFM	mmH₂O	INH₂O	dB(A)	m
68*67.6*6.2	HDB	5	7-13.2	0.45	2.25	4400	0.134	4.8	17.75	0.692	38.0	0.5

■ DIMENSIONS DRAWING(外观图)

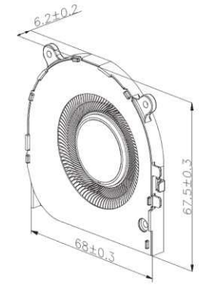

Unit: mm

■ P&Q CURVE(AT RATED VOLTAGE)

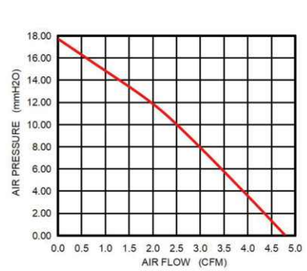

70X64.3X8.5 Blower

■ General Specifications （普通规格）

- **Material（材料）：**
  Frame And Impeller: Plastic UL 94V-0 / SECC
  底座和扇叶:塑胶（ UL 94V-0） / SECC
- **Lead Wires（导线）:UL Type（UL类型）**
  RED Wire Positive(+) 红色线 正极
  Black Wire Negative(-) 黑色线 负极
- **Insulation Resistance:10M Ω Or Over With a DC250V Megger**
  绝缘阻抗：10MΩ或者高于DC250V
- **Dielectric Withstand Voltage:AC500V 1S**
  耐压测试：AC500V 1S

MODEL 型号	BEARING TYPE 轴承类型	Rated Voltage 额定电压	Operating Voltage 工作电压	Rated Current 额定电流	Rated Input power 额定功率	Speed 转速	Maximum Air Flow 最大风量		Maximum Air Pressure 最大风压		Noise/Distance 噪音 / 距离	
		VDC	VDC	AMP	WATT	RPM	M³/Min	CFM	mmH₂O	INH₂O	dB(A)	m
70*64.3*8.5	HDB	5	3.5-5.5	0.4	2	4350	0.133	4.74	12.57	0.495	35.1	0.5

■ DIMENSIONS DRAWING(外观图)

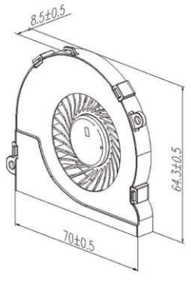

Unit: mm

■ P&Q CURVE(AT RATED VOLTAGE)

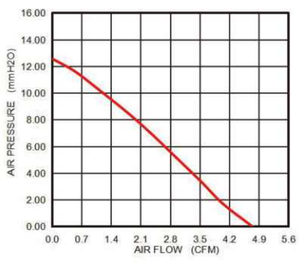

75X69X6.2 Blower

■ General Specifications （普通规格）

- **Material（材料）：**
  Frame And Impeller: Plastic UL 94V-0 /SUS430
  底座和扇叶:塑胶（ UL 94V-0） /SUS430
- **Lead Wires（导线）:UL Type（UL类型）**
  RED Wire Positive(+) 红色线 正极
  Black Wire Negative(黑色线 负极
- **Insulation Resistance:10M Ω Or Over With a DC250V Megger**
  绝缘阻抗：10MΩ或者高于DC250V
- **Dielectric Withstand Voltage:AC500V 1S**
  耐压测试：AC500V 1S

MODEL 型号	BEARING TYPE 轴承类型	Rated Voltage 额定电压	Operating Voltage 工作电压	Rated Current 额定电流	Rated Input power 额定功率	Speed 转速	Maximum Air Flow 最大风量		Maximum Air Pressure 最大风压		Noise/Distance 噪音 / 距离	
		VDC	VDC	AMP	WATT	RPM	M³/Min	CFM	mmH₂O	INH₂O	dB(A)	m
75*69*6.2	HDB	5	3.5-5.5	0.45	2.25	4150	0.151	5.41	18.46	0.720	39.9	0.5

■ DIMENSIONS DRAWING(外观图)

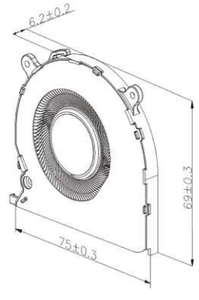

Unit: mm

■ P&Q CURVE(AT RATED VOLTAGE)

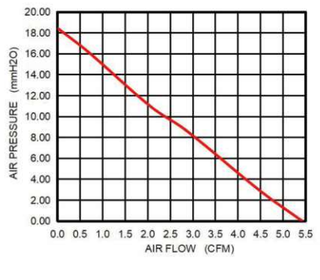

75×70×6 Blower

■ General Specifications （普通规格）

- **Material（材料）：**
  Frame And Impeller: Plastic UL 94V-0 /SGCC
  底座和扇叶:塑胶（ UL 94V-0） /SGCC
- **Lead Wires（导线）:UL Type（UL类型）**
  RED Wire Positive(+) 红色线 正极
  Black Wire Negative(黑色线 负极
- **Insulation Resistance:10M Ω Or Over With a DC250V Megger**
  绝缘阻抗：10MΩ或者高于DC250V
- **Dielectric Withstand Voltage:AC500V 1S**
  耐压测试：AC500V 1S

MODEL 型号	BEARING TYPE 轴承类型	Rated Voltage 额定电压	Operating Voltage 工作电压	Rated Current 额定电流	Rated Input power 额定功率	Speed 转速	Maximum Air Flow 最大风量		Maximum Air Pressure 最大风压		Noise/Distance 噪音 / 距离	
		VDC	VDC	AMP	WATT	RPM	M³/Min	CFM	mmH₂O	INH₂O	dB(A)	m
75*70*6	HDB	5	3.5-5.5	0.4	2	4500	0.119	4.26	15.36	0.599	38.6	0.5

■ DIMENSIONS DRAWING(外观图)

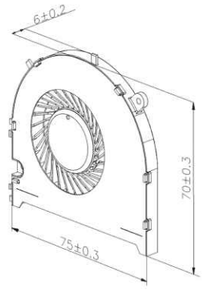

Unit: mm

■ P&Q CURVE(AT RATED VOLTAGE)

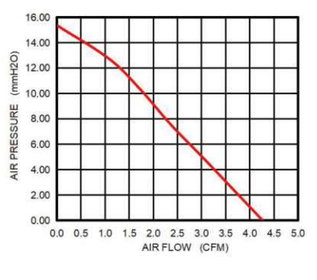

75.7X72.7X3.5 Blower

■ General Specifications （普通规格）

- **Material（材料）：**
  Frame And Impeller: Plastic UL 94V-0
  底座和扇叶:塑胶（ UL 94V-0）
- **Lead Wires（导线）:UL Type（UL类型）**
  RED Wire Positive(+) 红色线 正极
  Black Wire Negative(-) 黑色线 负极
- **Insulation Resistance:10M Ω Or Over With a DC250V Megger**
  绝缘阻抗：10MΩ或者高于DC250V
- **Dielectric Withstand Voltage:AC500V 1S**
  耐压测试：AC500V 1S

MODEL 型号	BEARING TYPE 轴承类型	Rated Voltage 额定电压	Operating Voltage 工作电压	Rated Current 额定电流	Rated Input power 额定功率	Speed 转速	Maximum Air Flow 最大风量		Maximum Air Pressure 最大风压		Noise/Distance 噪音 / 距离	
		VDC	VDC	AMP	WATT	RPM	M³/Min	CFM	mmH₂O	INH₂O	dB(A)	m
75.7*72.7*3.5	HDB	5	3.5-5.5	0.27	1.35	5200	0.059	2.1	10	0.390	30.6	0.5

■ DIMENSIONS DRAWING(外观图)

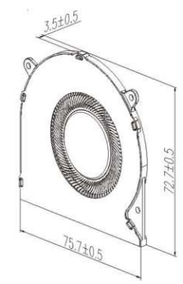

Unit: mm

■ P&Q CURVE(AT RATED VOLTAGE)

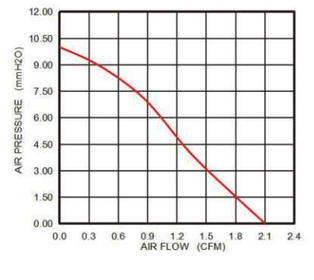

75X72X5 Blower

■ General Specifications （普通规格）

- **Material（材料）：**
  Frame And Impeller: Plastic UL 94V-0 / SECC
  底座和扇叶:塑胶（ UL 94V-0） / SECC
- **Lead Wires（导线）:UL Type（UL类型）**
  RED Wire Positive(+) 红色线 正极
  Black Wire Negative(-) 黑色线 负极
- **Insulation Resistance:10M Ω Or Over With a DC250V Megger**
  绝缘阻抗：10MΩ或者高于DC250V
- **Dielectric Withstand Voltage:AC500V 1S**
  耐压测试：AC500V 1S

MODEL 型号	BEARING TYPE 轴承类型	Rated Voltage 额定电压	Operating Voltage 工作电压	Rated Current 额定电流	Rated Input power 额定功率	Speed 转速	Maximum Air Flow 最大风量		Maximum Air Pressure 最大风压		Noise/Distance 噪音 / 距离	
		VDC	VDC	AMP	WATT	RPM	M³/Min	CFM	mmH₂O	INH₂O	dB(A)	m
75*72*5	HDB	5	3.5-5.5	0.45	2.25	4800	0.121	4.29	19.82	0.780	40.2	0.5

■ DIMENSIONS DRAWING(外观图)

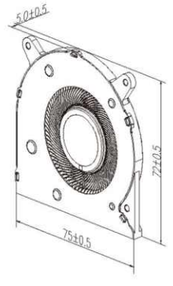

■ P&Q CURVE(AT RATED VOLTAGE)

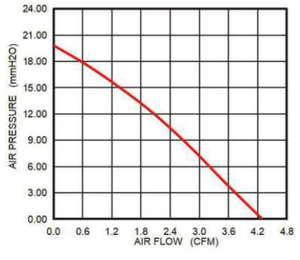

Unit: mm

74.5X72X7.0 Blower

■ General Specifications （普通规格）

- **Material（材料）：**
  Frame And Impeller: Plastic UL 94V-0 / SGCC
  底座和扇叶:塑胶（ UL 94V-0） / SGCC
- **Lead Wires（导线）:UL Type（UL类型）**
  RED Wire Positive(+) 红色线 正极
  Black Wire Negative(-) 黑色线 负极
- **Insulation Resistance:10M Ω Or Over With a DC250V Megger**
  绝缘阻抗：10MΩ或者高于DC250V
- **Dielectric Withstand Voltage:AC500V 1S**
  耐压测试：AC500V 1S

MODEL 型号	BEARING TYPE 轴承类型	Rated Voltage 额定电压	Operating Voltage 工作电压	Rated Current 额定电流	Rated Input power 额定功率	Speed 转速	Maximum Air Flow 最大风量		Maximum Air Pressure 最大风压		Noise/Distance 噪音 / 距离	
		VDC	VDC	AMP	WATT	RPM	M³/Min	CFM	mmH₂O	INH₂O	dB(A)	m
74.5*72*7.0	HDB	5	3.5-5.5	0.45	2.25	4500	0.150	5.36	19.13	0.746	42.6	0.5

■ DIMENSIONS DRAWING(外观图)

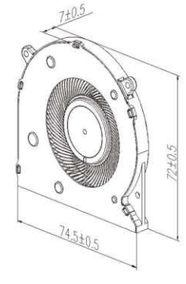

■ P&Q CURVE(AT RATED VOLTAGE)

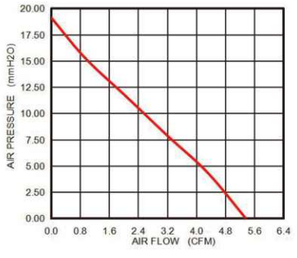

Unit: mm

79.3X69.8X5 Blower

■ General Specifications （普通规格）

- **Material（材料）：**
  Frame And Impeller: Plastic UL 94V-0 / SGCC
  底座和扇叶:塑胶（ UL 94V-0） / SGCC
- **Lead Wires（导线）:UL Type（UL类型）**
  RED Wire Positive(+) 红色线 正极
  Black Wire Negative(-) 黑色线 负极
- **Insulation Resistance:10M Ω Or Over With a DC250V Megger**
  绝缘阻抗：10MΩ或者高于DC250V
- **Dielectric Withstand Voltage:AC500V 1S**
  耐压测试：AC500V 1S

MODEL 型号	BEARING TYPE 轴承类型	Rated Voltage 额定电压	Operating Voltage 工作电压	Rated Current 额定电流	Rated Input power 额定功率	Speed 转速	Maximum Air Flow 最大风量		Maximum Air Pressure 最大风压		Noise/Distance 噪音 / 距离	
		VDC	VDC	AMP	WATT	RPM	M³/Min	CFM	mmH₂O	INH₂O	dB(A)	m
79.3*69.8*5.0	HDB	5	3.5-5.5	0.4	2	4500	0.115	4.1	15	0.591	38.2	0.5

■ DIMENSIONS DRAWING(外观图)

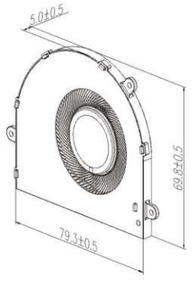

■ P&Q CURVE(AT RATED VOLTAGE)

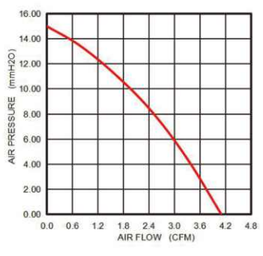

Unit: mm

80X74.5X7 Blower



■ General Specifications （普通规格）

- **Material（材料）：**
  Frame And Impeller: Plastic UL 94V-0 / SGCC
  底座和扇叶:塑胶（ UL 94V-0） / SGCC
- **Lead Wires（导线）:UL Type（UL类型）**
  RED Wire Positive(+) 红色线 正极
  Black Wire Negative(-) 黑色线 负极
- **Insulation Resistance:10M Ω Or Over With a DC250V Megger**
  绝缘阻抗：10MΩ或者高于DC250V
- **Dielectric Withstand Voltage:AC500V 1S**
  耐压测试：AC500V 1S

MODEL 型号	BEARING TYPE 轴承类型	Rated Voltage 额定电压	Operating Voltage 工作电压	Rated Current 额定电流	Rated Input power 额定功率	Speed 转速	Maximum Air Flow 最大风量		Maximum Air Pressure 最大风压		Noise/Distance 噪音 / 距离	
		VDC	VDC	AMP	WATT	RPM	M³/Min	CFM	mmH₂O	INH₂O	dB(A)	m
80*74.5*7.0	HDB	12	7.0-13.2	0.3	3.6	4400	0.193	6.91	21.2	0.835	43.6	0.5

■ DIMENSIONS DRAWING(外观图)

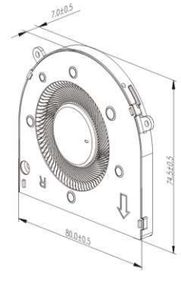

■ P&Q CURVE(AT RATED VOLTAGE)

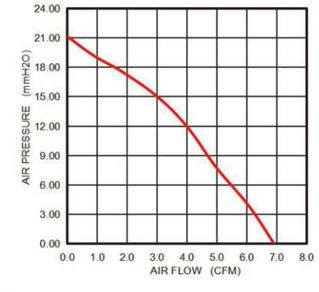

Unit: mm

80X74.5X7 Blower

■ General Specifications (普通规格)

- **Material (材料):**
  Frame And Impeller: Plastic UL 94V-0 / SGCC
  底座和扇叶:塑胶 (UL 94V-0) / SGCC
- **Lead Wires (导线) :UL Type (UL类型)**
  RED Wire Positive(+) 红色线 正极
  Black Wire Negative(-) 黑色线 负极
- **Insulation Resistance:10M Ω Or Over With a DC250V Megger**
  绝缘阻抗: 10MΩ或者高于DC250V
- **Dielectric Withstand Voltage:AC500V 1S**
  耐压测试: AC500V 1S

MODEL 型号	BEARING TYPE 轴承类型	Rated Voltage 额定电压	Operating Voltage 工作电压	Rated Current 额定电流	Rated Input power 额定功率	Speed 转速	Maximum Air Flow 最大风量		Maximum Air Pressure 最大风压		Noise/Distance 噪音 / 距离	
		VDC	VDC	AMP	WATT	RPM	M³/Min	CFM	mmH₂O	INH₂O	dB(A)	m
80*74.5*7.0	HDB	12	7.0-13.2	0.3	3.6	4400	0.193	6.91	21.2	0.835	43.6	0.5

■ DIMENSIONS DRAWING(外观图)

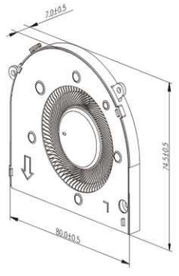

■ P&Q CURVE(AT RATED VOLTAGE)

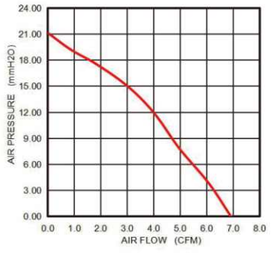

Unit: mm

83.85X75.6X28 Blower

■ General Specifications (普通规格)

- **Material (材料):**
  Frame And Impeller: Plastic UL 94V-0 /
  底座和扇叶:塑胶 (UL 94V-0) /
- **Lead Wires (导线) :UL Type (UL类型)**
  RED Wire Positive(+) 红色线 正极
  Black Wire Negative(-) 黑色线 负极
- **Insulation Resistance:10M Ω Or Over With a DC250V Megger**
  绝缘阻抗: 10MΩ或者高于DC250V
- **Dielectric Withstand Voltage:AC500V 1S**
  耐压测试: AC500V 1S

MODEL 型号	BEARING TYPE 轴承类型	Rated Voltage 额定电压	Operating Voltage 工作电压	Rated Current 额定电流	Rated Input power 额定功率	Speed 转速	Maximum Air Flow 最大风量		Maximum Air Pressure 最大风压		Noise/Distance 噪音 / 距离	
		VDC	VDC	AMP	WATT	RPM	M³/Min	CFM	mmH₂O	INH₂O	dB(A)	m
83.85*75.6*28	HDB	12	10.8-13.2	0.2	2.4	2700	0.316	11.3	12.73	0.496	34.3	1

■ DIMENSIONS DRAWING(外观图)

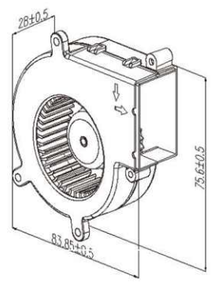

■ P&Q CURVE(AT RATED VOLTAGE)

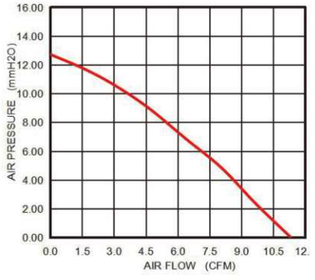

Unit: mm

87.4X78.3X15 Blower

■ General Specifications (普通规格)

- **Material (材料):**
  Frame And Impeller: Plastic UL 94V-0 / SECC
  底座和扇叶:塑胶 (UL 94V-0) / SECC
- **Lead Wires (导线) :UL Type (UL类型)**
  RED Wire Positive(+) 红色线 正极
  Black Wire Negative(-) 黑色线 负极
- **Insulation Resistance:10M Ω Or Over With a DC250V Megger**
  绝缘阻抗: 10MΩ或者高于DC250V
- **Dielectric Withstand Voltage:AC500V 1S**
  耐压测试: AC500V 1S

MODEL 型号	BEARING TYPE 轴承类型	Rated Voltage 额定电压	Operating Voltage 工作电压	Rated Current 额定电流	Rated Input power 额定功率	Speed 转速	Maximum Air Flow 最大风量		Maximum Air Pressure 最大风压		Noise/Distance 噪音 / 距离	
		VDC	VDC	AMP	WATT	RPM	M³/Min	CFM	mmH₂O	INH₂O	dB(A)	m
87.4*78.3*15	HDB	12	10.8-13.2	0.55	6.6	4600	0.522	18.66	33.3	1.299	52.3	0.5

■ DIMENSIONS DRAWING(外观图)

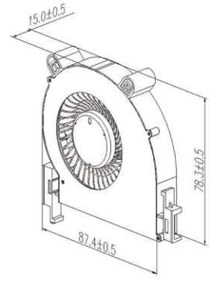

■ P&Q CURVE(AT RATED VOLTAGE)

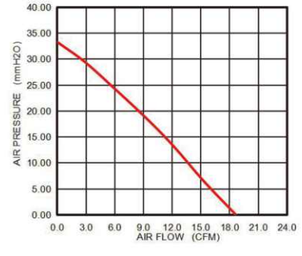

Unit: mm

89X90X20 Blower

■ General Specifications (普通规格)

- **Material (材料):**
  Frame And Impeller: Plastic UL 94V-0 / SECC
  底座和扇叶:塑胶 (UL 94V-0)
- **Lead Wires (导线) :UL Type (UL类型)**
  RED Wire Positive(+) 红色线 正极
  Black Wire Negative(-) 黑色线 负极
- **Insulation Resistance:10M Ω Or Over With a DC250V Megger**
  绝缘阻抗: 10MΩ或者高于DC250V
- **Dielectric Withstand Voltage:AC500V 1S**
  耐压测试: AC500V 1S

MODEL 型号	BEARING TYPE 轴承类型	Rated Voltage 额定电压	Operating Voltage 工作电压	Rated Current 额定电流	Rated Input power 额定功率	Speed 转速	Maximum Air Flow 最大风量		Maximum Air Pressure 最大风压		Noise/Distance 噪音 / 距离	
		VDC	VDC	AMP	WATT	RPM	M³/Min	CFM	mmH₂O	INH₂O	dB(A)	m
80*90*20	HDB	12	10.8-13.2	0.45	5.4	3800	0.549	19.6	22.27	0.869	49.5	0.5

■ DIMENSIONS DRAWING(外观图)

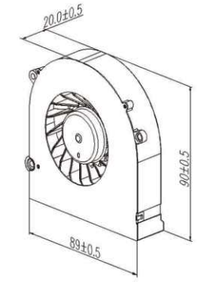

■ P&Q CURVE(AT RATED VOLTAGE)

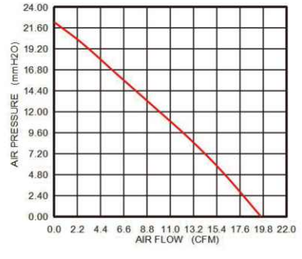

Unit: mm

90×84.7×6.3 Blower

■ General Specifications（普通规格）

- **Material（材料）：**
  Frame And Impeller: Plastic UL 94V-0 /SGCC
  底座和扇叶:塑胶（ UL 94V-0） /SGCC
- **Lead Wires（导线）:UL Type（UL类型）**
  RED Wire Positive(+) 红色线 正极
  Black Wire Negative(-) 黑色线 负极
- **Insulation Resistance:10M Ω Or Over With a DC250V Megger**
  绝缘阻抗：10MΩ或者高于DC250V
- **Dielectric Withstand Voltage:AC500V 1S**
  耐压测试：AC500V 1S

MODEL 型号	BEARING TYPE 轴承类型	Rated Voltage 额定电压	Operating Voltage 工作电压	Rated Current 额定电流	Rated Input power 额定功率	Speed 转速	Maximum Air Flow 最大风量		Maximum Air Pressure 最大风压		Noise/Distance 噪音/距离	
		VDC	VDC	AMP	WATT	RPM	M³/Min	CFM	mmH₂O	INH₂O	dB(A)	m
90*84.7*6.3	HDB	5	3.5-5.5	0.45	2.25	3800	0.169	6.05	16.74	0.653	39.7	0.5

■ DIMENSIONS DRAWING(外观图)

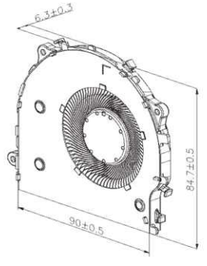

■ P&Q CURVE(AT RATED VOLTAGE)

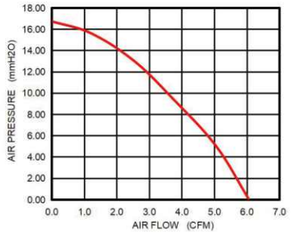

Unit: mm

95.4X74.5X5 Blower

■ General Specifications（普通规格）

- **Material（材料）：**
  Frame And Impeller: Plastic UL 94V-0 / SECC
  底座和扇叶:塑胶（ UL 94V-0） / SECC
- **Lead Wires（导线）:UL Type（UL类型）**
  RED Wire Positive(+) 红色线 正极
  Black Wire Negative(-) 黑色线 负极
- **Insulation Resistance:10M Ω Or Over With a DC250V Megger**
  绝缘阻抗：10MΩ或者高于DC250V
- **Dielectric Withstand Voltage:AC500V 1S**
  耐压测试：AC500V 1S

MODEL 型号	BEARING TYPE 轴承类型	Rated Voltage 额定电压	Operating Voltage 工作电压	Rated Current 额定电流	Rated Input power 额定功率	Speed 转速	Maximum Air Flow 最大风量		Maximum Air Pressure 最大风压		Noise/Distance 噪音/距离	
		VDC	VDC	AMP	WATT	RPM	M³/Min	CFM	mmH₂O	INH₂O	dB(A)	m
95.4*75.5*5	HDB	5	3.5-5.5	0.45	2.25	4500	0.130	4.63	14.52	0.566	40.9	0.5

■ DIMENSIONS DRAWING(外观图)

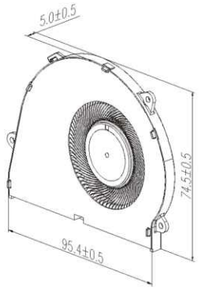

■ P&Q CURVE(AT RATED VOLTAGE)

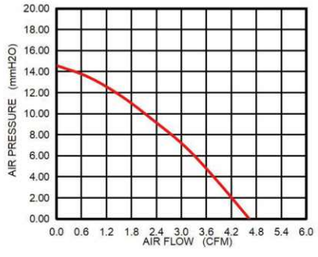

Unit: mm

95.4×74.5×5.5 Blower

■ General Specifications（普通规格）

- **Material（材料）：**
  Frame And Impeller: Plastic UL 94V-0 / SECC
  底座和扇叶:塑胶（ UL 94V-0） / SECC
- **Lead Wires（导线）:UL Type（UL类型）**
  RED Wire Positive(+) 红色线 正极
  Black Wire Negative(-) 黑色线 负极
- **Insulation Resistance:10M Ω Or Over With a DC250V Megger**
  绝缘阻抗：10MΩ或者高于DC250V
- **Dielectric Withstand Voltage:AC500V 1S**
  耐压测试：AC500V 1S

MODEL 型号	BEARING TYPE 轴承类型	Rated Voltage 额定电压	Operating Voltage 工作电压	Rated Current 额定电流	Rated Input power 额定功率	Speed 转速	Maximum Air Flow 最大风量		Maximum Air Pressure 最大风压		Noise/Distance 噪音/距离	
		VDC	VDC	AMP	WATT	RPM	M³/Min	CFM	mmH₂O	INH₂O	dB(A)	m
95.4*74.5*5.5	HDB	5	3.5-5.5	0.45	2.25	4500	0.160	5.7	15.87	0.619	41.9	0.5

■ DIMENSIONS DRAWING(外观图)

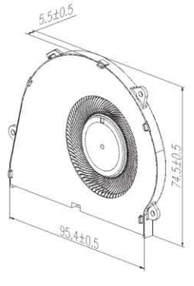

■ P&Q CURVE(AT RATED VOLTAGE)

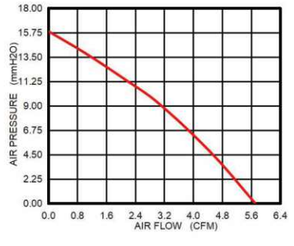

Unit: mm

95.8X76.5X6.2 Blower

■ General Specifications（普通规格）

- **Material（材料）：**
  Frame And Impeller: Plastic UL 94V-0 / SGCC
  底座和扇叶:塑胶（ UL 94V-0） / SGCC
- **Lead Wires（导线）:UL Type（UL类型）**
  RED Wire Positive(+) 红色线 正极
  Black Wire Negative(-) 黑色线 负极
- **Insulation Resistance:10M Ω Or Over With a DC250V Megger**
  绝缘阻抗：10MΩ或者高于DC250V
- **Dielectric Withstand Voltage:AC500V 1S**
  耐压测试：AC500V 1S

MODEL 型号	BEARING TYPE 轴承类型	Rated Voltage 额定电压	Operating Voltage 工作电压	Rated Current 额定电流	Rated Input power 额定功率	Speed 转速	Maximum Air Flow 最大风量		Maximum Air Pressure 最大风压		Noise/Distance 噪音/距离	
		VDC	VDC	AMP	WATT	RPM	M³/Min	CFM	mmH₂O	INH₂O	dB(A)	m
95.8*76.5*6.2	HDB	5	3.5-5.5	0.45	2.25	4100	0.162	5.77	16.89	0.659	40.9	0.5

■ DIMENSIONS DRAWING(外观图)

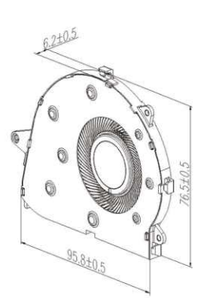

■ P&Q CURVE(AT RATED VOLTAGE)

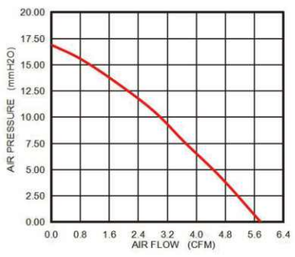

Unit: mm

101X94.4X5.5 Blower

■ General Specifications (普通规格)

- **Material (材料):**
  Frame And Impeller: Plastic UL 94V-0 / SGCC
  底座和扇叶:塑胶 (UL 94V-0) / SGCC
- **Lead Wires (导线) :UL Type (UL类型)**
  RED Wire Positive(+) 红色线 正极
  Black Wire Negative(-) 黑色线 负极
- **Insulation Resistance:10M Ω Or Over With a DC250V Megger**
  绝缘阻抗: 10MΩ或者高于DC250V
- **Dielectric Withstand Voltage:AC500V 1S**
  耐压测试: AC500V 1S

MODEL 型号	BEARING TYPE 轴承类型	Rated Voltage 额定电压	Operating Voltage 工作电压	Rated Current 额定电流	Rated Input power 额定功率	Speed 转速	Maximum Air Flow 最大风量		Maximum Air Pressure 最大风压		Noise/Distance 噪音 / 距离	
		VDC	VDC	AMP	WATT	RPM	M³/Min	CFM	mmH₂O	INH₂O	dB(A)	m
101*94.4*5.5	HDB	5	3.5-5.5	0.3	1.5	2900	0.126	4.49	8.57	0.334	29.1	0.5

■ DIMENSIONS DRAWING(外观图)

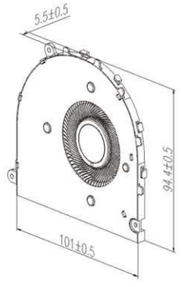

■ P&Q CURVE(AT RATED VOLTAGE)

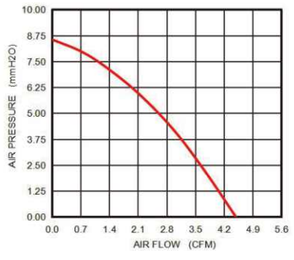

Unit: mm

100×90.5×6.3 Blower

■ General Specifications (普通规格)

- **Material (材料):**
  Frame And Impeller: Plastic UL 94V-0 /SGCC
  底座和扇叶:塑胶 (UL 94V-0) /SGCC
- **Lead Wires (导线) :UL Type (UL类型)**
  RED Wire Positive(+) 红色线 正极
  Black Wire Negative(-) 黑色线 负极
- **Insulation Resistance:10M Ω Or Over With a DC250V Megger**
  绝缘阻抗: 10MΩ或者高于DC250V
- **Dielectric Withstand Voltage:AC500V 1S**
  耐压测试: AC500V 1S

MODEL 型号	BEARING TYPE 轴承类型	Rated Voltage 额定电压	Operating Voltage 工作电压	Rated Current 额定电流	Rated Input power 额定功率	Speed 转速	Maximum Air Flow 最大风量		Maximum Air Pressure 最大风压		Noise/Distance 噪音 / 距离	
		VDC	VDC	AMP	WATT	RPM	M³/Min	CFM	mmH₂O	INH₂O	dB(A)	m
100*90.5*6.3	HDB	5	3.5-5.5	0.45	2.25	3400	0.190	6.8	16.26	0.634	41.3	0.5

■ DIMENSIONS DRAWING(外观图)

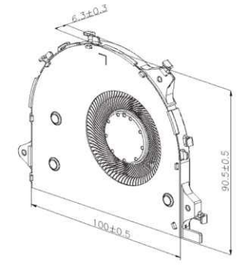

■ P&Q CURVE(AT RATED VOLTAGE)

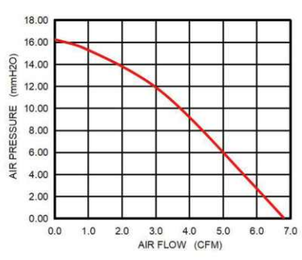

Unit: mm

109X100X30 Blower

■ General Specifications (普通规格)

- **Material (材料):**
  Frame And Impeller: Plastic UL 94V-0 /SGCC
  底座和扇叶:塑胶 (UL 94V-0) /SGCC
- **Lead Wires (导线) :UL Type (UL类型)**
  RED Wire Positive(+) 红色线 正极
  Black Wire Negative(-) 黑色线 负极
- **Insulation Resistance:10M Ω Or Over With a DC250V Megger**
  绝缘阻抗: 10MΩ或者高于DC250V
- **Dielectric Withstand Voltage:AC500V 1S**
  耐压测试: AC500V 1S

MODEL 型号	BEARING TYPE 轴承类型	Rated Voltage 额定电压	Operating Voltage 工作电压	Rated Current 额定电流	Rated Input power 额定功率	Speed 转速	Maximum Air Flow 最大风量		Maximum Air Pressure 最大风压		Noise/Distance 噪音 / 距离	
		VDC	VDC	AMP	WATT	RPM	M³/Min	CFM	mmH₂O	INH₂O	dB(A)	m
109*100*30	HDB	12	10.8-13.2	0.45	5.4	2350	0.984	35.14	14.65	0.571	40.9	1

■ DIMENSIONS DRAWING(外观图)

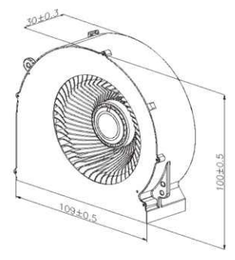

■ P&Q CURVE(AT RATED VOLTAGE)

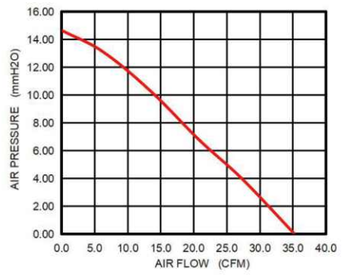

Unit: mm

35X10.6 Axial Fan

■ General Specifications (普通规格)

- Material (材料)：
  Frame And Impeller: Plastic UL 94V-0
  底座和扇叶:塑胶 (UL 94V-0)
- Lead Wires (导线) :UL Type (UL类型)
  RED Wire Positive(+) 红色线 正极
  Black Wire Negative(-) 黑色线 负极
- Insulation Resistance:10M Ω Or Over With a DC500V Megger
  绝缘阻抗：10MΩ或者高于DC500V
- Dielectric Withstand Voltage:AC500V 1S
  耐压测试：AC500V 1S

MODEL 型号	BEARING TYPE 轴承类型	Rated Voltage 额定电压	Operating Voltage 工作电压	Rated Current 额定电流	Rated Input power 额定功率	Speed 转速	Maximum Air Flow 最大风量		Maximum Air Pressure 最大风压		Noise/Distance 噪音 / 距离	
		VDC	VDC	AMP	WATT	RPM	M³/Min	CFM	mmH₂O	INH₂O	dB(A)	m
A35D1L	HDB	5	3.5-5.5	0.11	0.55	5200	0.04	1.53	1.16	0.05	25.3	1
A35D1M	HDB	5	3.5-5.5	0.17	0.85	6000	0.05	1.77	1.55	0.06	28.4	1
A35D1H	HDB	5	3.5-5.5	0.29	1.47	7200	0.06	2.12	2.23	0.09	32.4	1
A32D1L	HDB	12	7-13.2	0.05	0.55	5200	0.04	1.53	1.16	0.05	25.3	1
A32D1M	HDB	12	7-13.2	0.07	0.85	6000	0.05	1.77	1.55	0.06	28.4	1
A32D1H	HDB	12	7-13.2	0.12	1.47	7200	0.06	2.12	2.23	0.09	32.4	1

■ DIMENSIONS DRAWING(外观图)

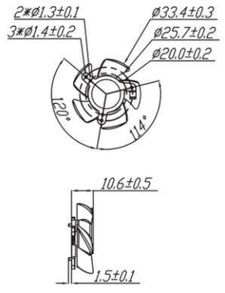

■ P&Q CURVE(AT RATED VOLTAGE)

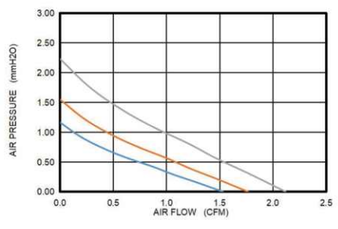

Unit: mm

35X13.5 Axial Fan

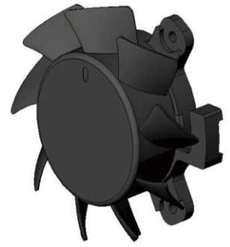

■ General Specifications (普通规格)

- Material (材料)：
  Frame And Impeller: Plastic UL 94V-0
  底座和扇叶:塑胶 (UL 94V-0)
- Lead Wires (导线) :UL Type (UL类型)
  RED Wire Positive(+) 红色线 正极
  Black Wire Negative(-) 黑色线 负极
- Insulation Resistance:10M Ω Or Over With a DC500V Megger
  绝缘阻抗：10MΩ或者高于DC500V
- Dielectric Withstand Voltage:AC500V 1S
  耐压测试：AC500V 1S

MODEL 型号	BEARING TYPE 轴承类型	Rated Voltage 额定电压	Operating Voltage 工作电压	Rated Current 额定电流	Rated Input power 额定功率	Speed 转速	Maximum Air Flow 最大风量		Maximum Air Pressure 最大风压		Noise/Distance 噪音 / 距离	
		VDC	VDC	AMP	WATT	RPM	M³/Min	CFM	mmH₂O	INH₂O	dB(A)	m
A35DBL	HDB	5	3.5-5.5	0.07	0.36	4500	0.08	2.78	1.83	0.07	19.7	1
A35DBM	HDB	5	3.5-5.5	0.13	0.65	5500	0.10	3.40	2.74	0.11	24.1	1
A35DBH	HDB	5	3.5-5.5	0.33	1.65	7500	0.13	4.64	5.10	0.20	30.8	1
A32DBL	HDB	12	7-13.2	0.03	0.36	4500	0.08	2.78	1.83	0.07	19.7	1
A32DBM	HDB	12	7-13.2	0.05	0.65	5500	0.10	3.40	2.74	0.11	24.1	1
A32DBH	HDB	12	7-13.2	0.14	1.65	7500	0.13	4.64	5.10	0.20	30.8	1

■ DIMENSIONS DRAWING(外观图)

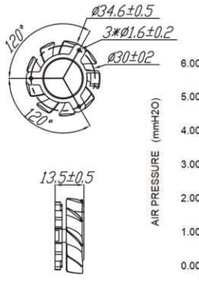

■ P&Q CURVE(AT RATED VOLTAGE)

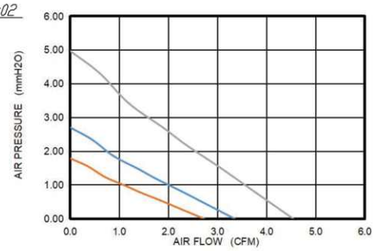

Unit: mm

40X10.0 Axial Fan

■ General Specifications (普通规格)

- Material (材料)：
  Frame And Impeller: Plastic UL 94V-0
  底座和扇叶:塑胶 (UL 94V-0)
- Lead Wires (导线) :UL Type (UL类型)
  RED Wire Positive(+) 红色线 正极
  Black Wire Negative(-) 黑色线 负极
- Insulation Resistance:10M Ω Or Over With a DC500V Megger
  绝缘阻抗：10MΩ或者高于DC500V
- Dielectric Withstand Voltage:AC500V 1S
  耐压测试：AC500V 1S

MODEL 型号	BEARING TYPE 轴承类型	Rated Voltage 额定电压	Operating Voltage 工作电压	Rated Current 额定电流	Rated Input power 额定功率	Speed 转速	Maximum Air Flow 最大风量		Maximum Air Pressure 最大风压		Noise/Distance 噪音 / 距离	
		VDC	VDC	AMP	WATT	RPM	M³/Min	CFM	mmH₂O	INH₂O	dB(A)	m
A45D1L	BB/HDB	5	3.5-5.5	0.216	1.08	7000	0.24	8.53	5.62	0.22	28.7	1
A45D1M	BB/HDB	5	3.5-5.5	0.24	1.20	10000	0.34	12.31	10.93	0.43	37.6	1
A45D1U	BB/HDB	5	3.5-5.5	0.48	2.40	12000	0.42	14.90	15.80	0.62	42.3	1
A42D1L	BB/HDB	12	7-13.2	0.09	1.08	7000	0.24	8.53	5.62	0.22	28.7	1
A42D1M	BB/HDB	12	7-13.2	0.10	1.20	10000	0.34	12.31	10.93	0.43	37.6	1
A42D1U	BB/HDB	12	7-13.2	0.20	2.40	12000	0.42	14.90	15.80	0.62	42.3	1

■ DIMENSIONS DRAWING(外观图)

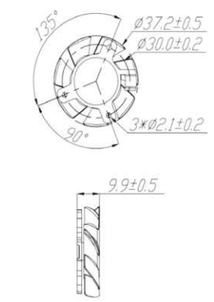

■ P&Q CURVE(AT RATED VOLTAGE)

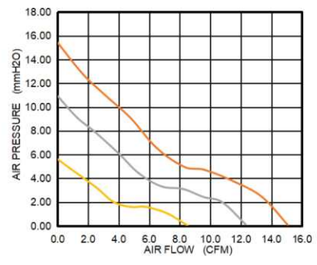

Unit: mm

50X10.0 Axial Fan

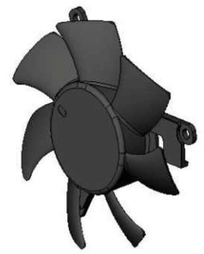

■ General Specifications (普通规格)

- Material (材料)：
  Frame And Impeller: Plastic UL 94V-0
  底座和扇叶:塑胶 (UL 94V-0)
- Lead Wires (导线) :UL Type (UL类型)
  RED Wire Positive(+) 红色线 正极
  Black Wire Negative(-) 黑色线 负极
- Insulation Resistance:10M Ω Or Over With a DC500V Megger
  绝缘阻抗：10MΩ或者高于DC500V
- Dielectric Withstand Voltage:AC500V 1S
  耐压测试：AC500V 1S

MODEL 型号	BEARING TYPE 轴承类型	Rated Voltage 额定电压	Operating Voltage 工作电压	Rated Current 额定电流	Rated Input power 额定功率	Speed 转速	Maximum Air Flow 最大风量		Maximum Air Pressure 最大风压		Noise/Distance 噪音 / 距离	
		VDC	VDC	AMP	WATT	RPM	M³/Min	CFM	mmH₂O	INH₂O	dB(A)	m
A55D1M	BB/HDB	5	3.5-5.5	0.29	1.44	6000	0.41	14.48	5.24	0.21	32.5	1
A55D1H	BB/HDB	5	3.5-5.5	0.36	1.8	7000	0.48	16.99	7.02	0.28	34.3	1
A55D1U	BB/HDB	5	3.5-5.5	0.48	2.4	8500	0.58	20.62	10.30	0.41	39.6	1
A52D1M	BB/HDB	12	7-13.2	0.12	1.44	6000	0.41	14.48	5.24	0.21	32.5	1
A52D1H	BB/HDB	12	7-13.2	0.15	1.8	7000	0.48	16.99	7.02	0.28	34.3	1
A52D1U	BB/HDB	12	7-13.2	0.2	2.4	8500	0.58	20.62	10.30	0.41	39.6	1

■ DIMENSIONS DRAWING(外观图)

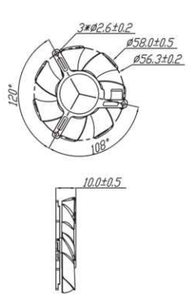

■ P&Q CURVE(AT RATED VOLTAGE)

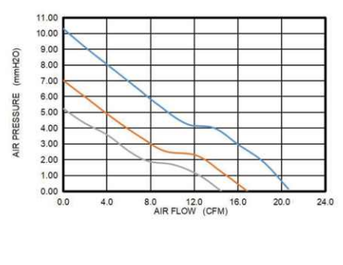

Unit: mm

80X11 Axial Fan

■ General Specifications (普通规格)

- **Material (材料):**
  Frame And Impeller: Plastic UL 94V-0
  底座和扇叶:塑胶 (UL 94V-0)
- **Lead Wires (导线) :UL Type (UL类型)**
  RED Wire Positive(+) 红色线 正极
  Black Wire Negative 黑色线 负极
- **Insulation Resistance:10M Ω Or Over With a DC250V Megger**
  绝缘阻抗: 10MΩ或者高于DC250V
- **Dielectric Withstand Voltage:AC500V 1S**
  耐压测试: AC500V 1S

MODEL 型号	BEARING TYPE 轴承类型	Rated Voltage 额定电压	Operating Voltage 工作电压	Rated Current 额定电流	Rated Input power 额定功率	Speed 转速	Maximum Air Flow 最大风量		Maximum Air Pressure 最大风压		Noise/Distance 噪音 / 距离	
		VDC	VDC	AMP	WATT	RPM	M³/Min	CFM	mmH₂O	INH₂O	dB(A)	m
A85D1L	BB/HDB	5	3.5-5.5	0.29	1.44	2700	0.75	23.90	1.66	0.06	21.2	1
A85D1M	BB/HDB	5	3.5-5.5	0.74	3.70	3700	0.91	32.70	3.12	0.12	28.1	1
A85D1H	BB/HDB	5	3.5-5.5	1.34	6.70	4500	1.00	39.80	4.62	0.18	32.3	1
A82D1L	BB/HDB	12	7-13.2	0.12	1.44	2700	0.75	23.90	1.66	0.06	21.2	1
A82D1M	BB/HDB	12	7-13.2	0.31	3.70	3700	0.91	32.70	3.12	0.12	28.1	1
A82D1H	BB/HDB	12	7-13.2	0.56	6.70	4500	1.00	39.80	4.62	0.18	32.3	1

■ DIMENSIONS DRAWING(外观图)

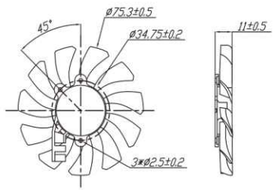

■ P&Q CURVE(AT RATED VOLTAGE)

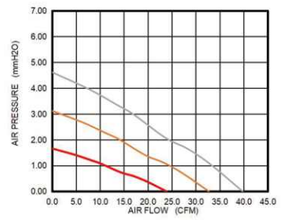

Unit: mm

80X15 Axial Fan



■ General Specifications (普通规格)

- **Material (材料):**
  Frame And Impeller: Plastic UL 94V-0
  底座和扇叶:塑胶 (UL 94V-0)
- **Lead Wires (导线) :UL Type (UL类型)**
  RED Wire Positive(+) 红色线 正极
  Black Wire Negative(-) 黑色线 负极
- **Insulation Resistance:10M Ω Or Over With a DC250V Megger**
  绝缘阻抗: 10MΩ或者高于DC250V
- **Dielectric Withstand Voltage:AC500V 1S**
  耐压测试: AC500V 1S

MODEL 型号	BEARING TYPE 轴承类型	Rated Voltage 额定电压	Operating Voltage 工作电压	Rated Current 额定电流	Rated Input power 额定功率	Speed 转速	Maximum Air Flow 最大风量		Maximum Air Pressure 最大风压		Noise/Distance 噪音 / 距离	
		VDC	VDC	AMP	WATT	RPM	M³/Min	CFM	mmH₂O	INH₂O	dB(A)	m
A82DBL	BB/HDB	12	7-13.2	0.04	0.48	2000	0.61	21.59	1.28	0.05	24.0	1
A82DBM	BB/HDB	12	7-13.2	0.06	0.72	2500	0.78	27.61	2.07	0.08	30.0	1
A82DBH	BB/HDB	12	7-13.2	0.12	1.44	3000	0.93	32.92	2.84	0.11	36.3	1
A82DBU	BB/HDB	12	7-13.2	0.17	2.04	3500	1.07	37.88	3.70	0.14	40.0	1
A82DBV	BB/HDB	12	7-13.2	0.30	3.6	4100	1.25	44.25	5.08	0.20	42.8	1
A84DBL	BB/HDB	24	18-26.4	0.02	0.48	2000	0.61	21.59	1.28	0.05	24.0	1
A84DBM	BB/HDB	24	18-26.4	0.03	0.72	2500	0.78	27.61	2.07	0.08	30.0	1
A84DBH	BB/HDB	24	18-26.4	0.06	1.44	3000	0.93	32.92	2.84	0.11	36.3	1
A84DBU	BB/HDB	24	18-26.4	0.09	2.04	3500	1.07	37.88	3.70	0.14	40.0	1
A84DBV	BB/HDB	24	18-26.4	0.15	3.6	4100	1.25	44.25	5.08	0.20	42.8	1

■ DIMENSIONS DRAWING(外观图)

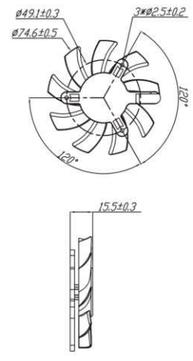

■ P&Q CURVE(AT RATED VOLTAGE)

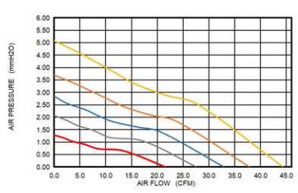

Unit: mm

17.4X17.4X3.4 Axial Fan

■ General Specifications (普通规格)

- **Material (材料):**
  Frame And Impeller: Plastic UL 94V-0 / SUS
  底座和扇叶:塑胶 (UL 94V-0) / SUS
- **Lead Wires (导线) :UL Type (UL类型)**
  RED Wire Positive(+) 红色线 正极
  Black Wire Negative(-) 黑色线 负极
- **Insulation Resistance:10M Ω Or Over With a DC250V Megger**
  绝缘阻抗: 10MΩ或者高于DC250V
- **Dielectric Withstand Voltage:AC500V 1S**
  耐压测试: AC500V 1S

MODEL 型号	BEARING TYPE 轴承类型	Rated Voltage 额定电压	Operating Voltage 工作电压	Rated Current 额定电流	Rated Input power 额定功率	Speed 转速	Maximum Air Flow 最大风量		Maximum Air Pressure 最大风压		Noise/Distance 噪音 / 距离	
		VDC	VDC	AMP	WATT	RPM	M³/Min	CFM	mmH₂O	INH₂O	dB(A)	m
17.4*17.4*3.4	HDB	3	2.2-3.5	0.25	0.75	26000	0.044	1.55	9.79	0.385	46.28	0.3

■ DIMENSIONS DRAWING(外观图)

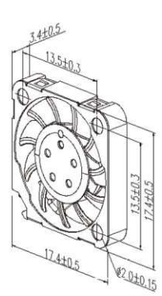

■ P&Q CURVE(AT RATED VOLTAGE)

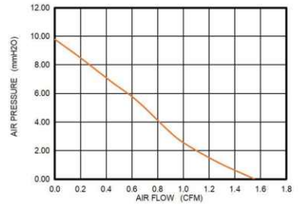

Unit: mm

20X20X6.5 Axial Fan

■ General Specifications (普通规格)

- **Material (材料):**
  Frame And Impeller: Plastic UL 94V-0
  底座和扇叶:塑胶 (UL 94V-0)
- **Lead Wires (导线) :UL Type (UL类型)**
  RED Wire Positive(+) 红色线 正极
  Black Wire Negative(-) 黑色线 负极
- **Insulation Resistance:10M Ω Or Over With a DC500V Megger**
  绝缘阻抗: 10MΩ或者高于DC500V
- **Dielectric Withstand Voltage:AC500V 1S**
  耐压测试: AC500V 1S

MODEL 型号	BEARING TYPE 轴承类型	Rated Voltage 额定电压	Operating Voltage 工作电压	Rated Current 额定电流	Rated Input power 额定功率	Speed 转速	Maximum Air Flow 最大风量		Maximum Air Pressure 最大风压		Noise/Distance 噪音 / 距离	
		VDC	VDC	AMP	WATT	RPM	M³/Min	CFM	mmH₂O	INH₂O	dB(A)	m
A25D6M	HDB	5	3.5-5.5	0.05	0.25	6000	0.006	0.23	0.85	0.033	19.5	0.3
A25D6H	HDB	5	3.5-5.5	0.13	0.65	12000	0.032	1.15	4.02	0.158	32.2	0.3
A25D6U	HDB	5	3.5-5.5	0.20	1.00	18000	0.049	1.73	9.05	0.356	40.8	0.3

■ DIMENSIONS DRAWING(外观图)

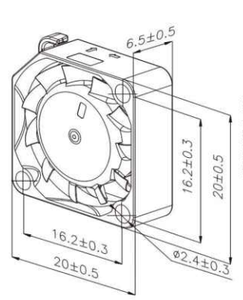

■ P&Q CURVE(AT RATED VOLTAGE)

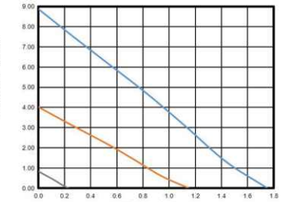

Unit: mm

25X25X10 Axial Fan

■ General Specifications（普通规格）

- **Material（材料）：**
  Frame And Impeller: Plastic UL 94V-0
  底座和扇叶:塑胶（ UL 94V-0）
- **Lead Wires（导线）:UL Type（UL类型）**
  RED Wire Positive(+)　红色线 正极
  Black Wire Negative(-)　黑色线 负极
- **Insulation Resistance:10M Ω Or Over With a DC500V Megger**
  绝缘阻抗：10MΩ或者高于DC500V
- **Dielectric Withstand Voltage:AC500V 1S**
  耐压测试：AC500V 1S

MODEL 型号	BEARING TYPE 轴承类型	Rated Voltage 额定电压	Operating Voltage 工作电压	Rated Current 额定电流	Rated Input power 额定功率	Speed 转速	Maximum Air Flow 最大风量		Maximum Air Pressure 最大风压		Noise/Distance 噪音 / 距离	
		VDC	VDC	AMP	WATT	RPM	M³/Min	CFM	mmH₂O	INH₂O	dB(A)	m
AD5D1H	HDB	5	3.5-5.5	0.12	0.6	13000	0.097	3.45	6.6	0.260	27.1	1
AD5D1U	HDB	5	3.5-5.5	0.25	1.25	18000	0.136	4.81	9.8	0.386	36.1	1

■ DIMENSIONS DRAWING(外观图)

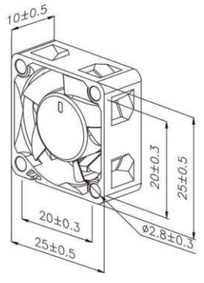

Unit: mm

■ P&Q CURVE(AT RATED VOLTAGE)

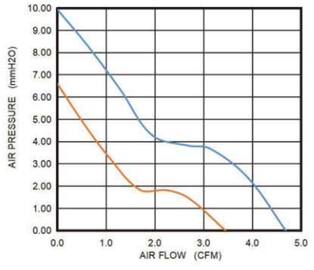

30X30X10 Axial Fan

■ General Specifications（普通规格）

- **Material（材料）：**
  Frame And Impeller: Plastic UL 94V-0
  底座和扇叶:塑胶（ UL 94V-0）
- **Lead Wires（导线）:UL Type（UL类型）**
  RED Wire Positive(+)　红色线 正极
  Black Wire Negative　黑色线 负极
- **Insulation Resistance:10M Ω Or Over With a DC500V Megger**
  绝缘阻抗：10MΩ或者高于DC500V
- **Dielectric Withstand Voltage:AC500V 1S**
  耐压测试：AC500V 1S

MODEL 型号	BEARING TYPE 轴承类型	Rated Voltage 额定电压	Operating Voltage 工作电压	Rated Current 额定电流	Rated Input power 额定功率	Speed 转速	Maximum Air Flow 最大风量		Maximum Air Pressure 最大风压		Noise/Distance 噪音 / 距离	
		VDC	VDC	AMP	WATT	RPM	M³/Min	CFM	mmH₂O	INH₂O	dB(A)	m
A32D1L	HDB	12	7-13.2	0.07	0.84	8000	0.085	3.02	3.13	0.123	16.7	1
A32D1M	HDB	12	7-13.2	0.09	1.08	12000	0.127	4.53	7.05	0.278	25.5	1
A32D1H	HDB	12	7-13.2	0.10	1.20	15000	0.158	5.66	11.02	0.434	30.4	1

■ DIMENSIONS DRAWING(外观图)

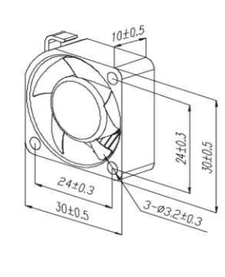

Unit: mm

■ P&Q CURVE(AT RATED VOLTAGE)

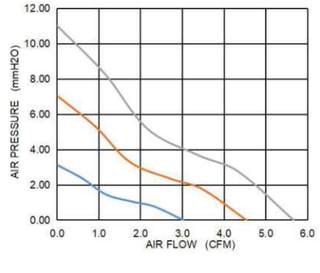

35X35X10.2 Axial Fan

■ General Specifications（普通规格）

- **Material（材料）：**
  Frame And Impeller: Plastic UL 94V-0
  底座和扇叶:塑胶（ UL 94V-0）
- **Lead Wires（导线）:UL Type（UL类型）**
  RED Wire Positive(+)　红色线 正极
  Black Wire Negative(-)　黑色线 负极
- **Insulation Resistance:10M Ω Or Over With a DC500V Megger**
  绝缘阻抗：10MΩ或者高于DC500V
- **Dielectric Withstand Voltage:AC500V 1S**
  耐压测试：AC500V 1S

MODEL 型号	BEARING TYPE 轴承类型	Rated Voltage 额定电压	Operating Voltage 工作电压	Rated Current 额定电流	Rated Input power 额定功率	Speed 转速	Maximum Air Flow 最大风量		Maximum Air Pressure 最大风压		Noise/Distance 噪音 / 距离	
		VDC	VDC	AMP	WATT	RPM	M³/Min	CFM	mmH₂O	INH₂O	dB(A)	m
A32D1L	HDB	12	7-13.2	0.07	0.84	5000	0.097	3.46	1.53	0.060	23.6	1
A32D1M	HDB	12	7-13.2	0.09	1.08	6000	0.116	4.16	2.15	0.085	24.7	1
A32D1H	HDB	12	7-13.2	0.10	1.20	7500	0.151	5.38	3.37	0.133	27.4	1

■ DIMENSIONS DRAWING(外观图)

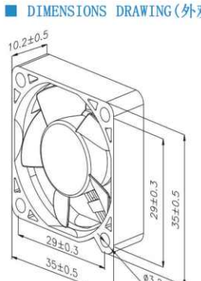

Unit: mm

■ P&Q CURVE(AT RATED VOLTAGE)

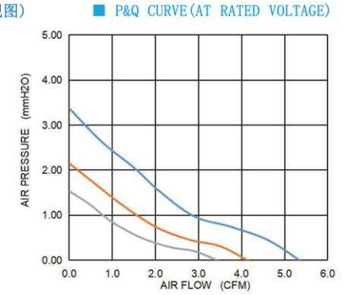

40X40X10.2 Axial Fan

■ General Specifications（普通规格）

- **Material（材料）：**
  Frame And Impeller: Plastic UL 94V-0
  底座和扇叶:塑胶（ UL 94V-0）
- **Lead Wires（导线）:UL Type（UL类型）**
  RED Wire Positive(+)　红色线 正极
  Black Wire Negative(-)　黑色线 负极
- **Insulation Resistance:10M Ω Or Over With a DC500V Megger**
  绝缘阻抗：10MΩ或者高于DC500V
- **Dielectric Withstand Voltage:AC500V 1S**
  耐压测试：AC500V 1S

MODEL 型号	BEARING TYPE 轴承类型	Rated Voltage 额定电压	Operating Voltage 工作电压	Rated Current 额定电流	Rated Input power 额定功率	Speed 转速	Maximum Air Flow 最大风量		Maximum Air Pressure 最大风压		Noise/Distance 噪音 / 距离	
		VDC	VDC	AMP	WATT	RPM	M³/Min	CFM	mmH₂O	INH₂O	dB(A)	m
A2DIL	BB/HDB	12	7-13.2	0.09	1.08	7000	0.239	8.53	5.62	0.221	28.7	1
A42DIM	BB/HDB	12	7-13.2	0.10	1.20	10000	0.345	12.31	10.93	0.430	37.6	1
A42D1U	BB/HDB	12	7-13.2	0.20	2.40	12000	0.417	14.9	15.8	0.622	42.3	1
A44DIL	BB/HDB	24	18-26.4	0.05	1.10	7000	0.239	8.53	5.62	0.221	28.7	1
A44DIM	BB/HDB	24	18-26. 4	0.05	1.22	10000	0.345	12.31	10. 93	0.430	37.6	1
A44DIU	BB/HDB	24	18-26.4	0.10	2.45	12000	0.417	14.9	15.8	0.622	42.3	1

■ DIMENSIONS DRAWING(外观图)

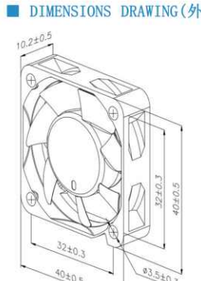

Unit: mm

■ P&Q CURVE(AT RATED VOLTAGE)

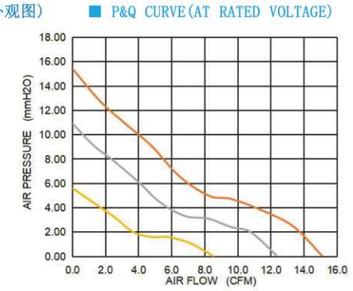

40X40X20 Axial Fan

■ General Specifications（普通规格）

- **Material（材料）：**
  Frame And Impeller: Plastic UL 94V-0
  底座和扇叶:塑胶（ UL 94V-0）
- **Lead Wires（导线）:UL Type（UL类型）**
  RED Wire Positive(+) 红色线 正极
  Black Wire Negative(-) 黑色线 负极
- **Insulation Resistance:10M Ω Or Over With a DC500V Megger**
  绝缘阻抗：10MΩ或者高于DC500V
- **Dielectric Withstand Voltage:AC500V 1S**
  耐压测试：AC500V 1S

MODEL 型号	BEARING TYPE 轴承类型	Rated Voltage 额定电压	Operating Voltage 工作电压	Rated Current 额定电流	Rated Input power 额定功率	Speed 转速	Maximum Air Flow 最大风量		Maximum Air Pressure 最大风压		Noise/Distance 噪音 / 距离	
		VDC	VDC	AMP	WATT	RPM	M³/Min	CFM	mmH₂O	INH₂O	dB(A)	m
A42D2M	BB/HDB	12	7~13.2	0.09	1.08	7500	0.255	9.11	8.13	0.320	32.3	1
A42D2H	BB/HDB	12	7~13.2	0.10	1.20	10000	0.340	12.14	13.44	0.529	39.8	1
A42D2U	BB/HDB	12	7~13.2	0.20	2.40	13000	0.442	15.79	22.71	0.894	46.6	1
A44D2M	BB/HDB	24	18~26.4	0.05	1.10	7500	0.255	9.11	8.13	0.320	32.3	1
A44D2H	BB/HDB	24	18~26.4	0.05	1.22	10000	0.340	12.14	13.44	0.529	39.8	1
A44D2U	BB/HDB	24	18~26.4	0.11	2.45	13000	0.442	15.79	22.71	0.894	46.6	1

■ DIMENSIONS DRAWING(外观图)

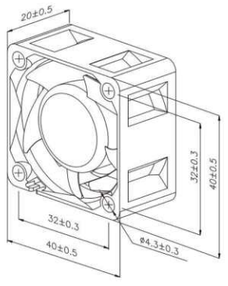

Unit: mm

■ P&Q CURVE(AT RATED VOLTAGE)

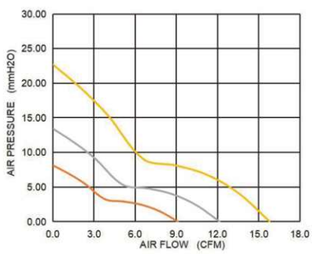

40X40X28 Axial Fan

■ General Specifications（普通规格）

- **Material（材料）：**
  Frame And Impeller: Plastic UL 94V-0
  底座和扇叶:塑胶（ UL 94V-0）
- **Lead Wires（导线）:UL Type（UL类型）**
  RED Wire Positive(+) 红色线 正极
  Black Wire Negative(-) 黑色线 负极
- **Insulation Resistance:10M Ω Or Over With a DC250V Megger**
  绝缘阻抗：10MΩ或者高于DC250V
- **Dielectric Withstand Voltage:AC500V 1S**
  耐压测试：AC500V 1S

MODEL 型号	BEARING TYPE 轴承类型	Rated Voltage 额定电压	Operating Voltage 工作电压	Rated Current 额定电流	Rated Input power 额定功率	Speed 转速	Maximum Air Flow 最大风量		Maximum Air Pressure 最大风压		Noise/Distance 噪音 / 距离	
		VDC	VDC	AMP	WATT	RPM	M³/Min	CFM	mmH₂O	INH₂O	dB(A)	m
A42BDL	BB	12	7.0~13.2	1.05	12.60	23000	0.775	27.38	84.27	3.318	63.38	1
A42BDM	BB	12	7.0~13.2	1.25	15.00	25000	0.841	29.72	100.53	3.958	65.19	1
A42BDH	BB	12	7.0~13.2	1.50	18.00	26500	0.875	30.93	115.54	4.549	66.46	1
A42BDU	BB	12	7.0~13.2	1.70	20.40	28000	0.924	32.65	133.82	5.269	67.65	1
A42BDV	BB	12	7.0~13.2	1.95	23.40	30000	0.991	35.02	149.57	5.889	69.15	1
A42BDW	BB	12	7.0~13.2	3.50	42.00	35000	1.165	41.20	206.05	8.112	72.50	1
A44BDL	BB	24	18.0~26.4	0.55	13.23	23000	0.775	27.38	84.27	3.318	63.38	1
A44BDM	BB	24	18.0~26.4	0.66	15.75	25000	0.841	29.72	100.53	3.958	65.19	1
A44BDH	BB	24	18.0~26.4	0.79	18.90	26500	0.875	30.93	115.54	4.549	66.46	1
A44BDU	BB	24	18.0~26.4	0.89	21.42	28000	0.924	32.65	133.82	5.269	67.65	1
A44BDV	BB	24	18.0~26.4	1.02	24.57	30000	0.991	35.02	149.57	5.889	69.15	1
A44BDW	BB	24	18.0~26.4	1.86	44.52	35000	1.165	41.20	206.05	8.112	72.50	1

■ DIMENSIONS DRAWING(外观图)

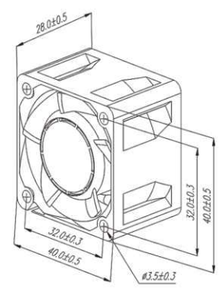

Unit: mm

■ P&Q CURVE(AT RATED VOLTAGE)

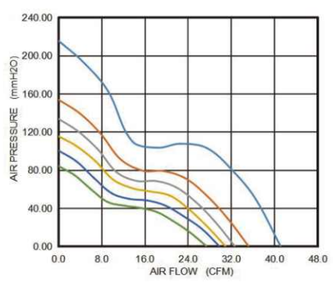

40X40X56 Axial Fan

■ General Specifications（普通规格）

- **Material（材料）：**
  Frame And Impeller: Plastic UL 94V-0
  底座和扇叶:塑胶（ UL 94V-0）
- **Lead Wires（导线）:UL Type（UL类型）**
  RED Wire Positive(+) 红色线 正极
  Black Wire Negative(-) 黑色线 负极
- **Insulation Resistance:10M Ω Or Over With a DC250V Megger**
  绝缘阻抗：10MΩ或者高于DC250V
- **Dielectric Withstand Voltage:AC500V 1S**
  耐压测试：AC500V 1S

MODEL 型号	BEARING TYPE 轴承类型	Rated Voltage 额定电压	Operating Voltage 工作电压	Rated Current 额定电流	Rated Input power 额定功率	Speed 转速	Maximum Air Flow 最大风量		Maximum Air Pressure 最大风压		Noise/Distance 噪音 / 距离	
		VDC	VDC	AMP	WATT	RPM	M3/Min	CFM	mmH₂O	INH2O	dB(A)	m
A42BHM	BB	12	10.8~13.2	0.70	8.40	IN: 18000 OUT:15500	0.597	21.11	59.13	2.328	64.51	1
A42BHH	BB	12	10.8~13.2	1.00	12.00	IN: 22000 OUT:18000	0.730	25.81	92.72	3.650	68.87	1
A42BHU	BB	12	10.8~13.2	1.20	14.40	IN: 22500 OUT:20500	0.747	26.39	97.44	3.836	69.36	1
A42BHV	BB	12	10.8~13.2	1.40	16.80	IN: 24500 OUT:22000	0.813	28.74	117.53	4.627	71.21	1
A42BHW	BB	12	10.8~13.2	1.65	19.80	IN: 26000 OUT:23500	0.865	30.57	133.82	5.269	72.50	1
A44BHM	BB	24	18.0~26.4	0.37	8.82	IN: 18000 OUT:15500	0.597	21.11	59.13	2.328	64.51	1
A44BHH	BB	24	18.0~26.4	0.53	12.66	IN: 22000 OUT:18000	0.730	25.81	92.72	3.650	68.87	1
A44BHU	BB	24	18.0~26.4	0.64	15.26	IN: 22500 OUT:20500	0.747	26.39	97.44	3.836	69.36	1
A44BHV	BB	24	18.0~26.4	0.75	17.98	IN: 24500 OUT:22000	0.813	28.74	117.53	4.627	71.21	1
A44BHW	BB	24	18.0~26.4	0.87	20.79	IN: 26000 OUT:23500	0.865	30.57	133.82	5.269	72.50	1

■ DIMENSIONS DRAWING(外观图)

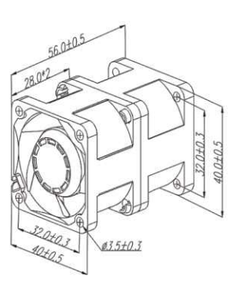

Unit: mm

■ P&Q CURVE(AT RATED VOLTAGE)

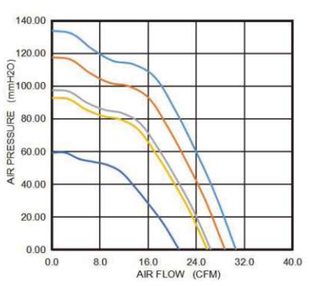

50X50X10.2 Axial Fan

■ General Specifications（普通规格）

- **Material（材料）：**
  Frame And Impeller: Plastic UL 94V-0
  底座和扇叶:塑胶（ UL 94V-0）
- **Lead Wires（导线）:UL Type（UL类型）**
  RED Wire Positive(+) 红色线 正极
  Black Wire Negative(-) 黑色线 负极
- **Insulation Resistance:10M Ω Or Over With a DC500V Megger**
  绝缘阻抗：10MΩ或者高于DC500V
- **Dielectric Withstand Voltage:AC500V 1S**
  耐压测试：AC500V 1S

MODEL 型号	BEARING TYPE 轴承类型	Rated Voltage 额定电压	Operating Voltage 工作电压	Rated Current 额定电流	Rated Input power 额定功率	Speed 转速	Maximum Air Flow 最大风量		Maximum Air Pressure 最大风压		Noise/Distance 噪音 / 距离	
		VDC	VDC	AMP	WATT	RPM	M3/Min	CFM	mmH₂O	INH2O	dB(A)	m
A52D1M	BB/HDB	12	7~13.2	0.12	1.44	6000	0.405	14.48	5.24	0.206	32.5	1
A52D1H	BB/HDB	12	7~13.2	0.15	1.8	7000	0.476	16.99	7.02	0.276	34.3	1
A52D1U	BB/HDB	12	7~13.2	0.2	2.4	8500	0.577	20.62	10.3	0.406	39.6	1
A54D1M	BB/HDB	24	18.0~26.4	0.06	1.48	6000	0.405	14.48	5.24	0.206	32.5	1
A54D1H	BB/HDB	24	18.0~26.4	0.08	1.85	7000	0.476	16.99	7.02	0.276	34.3	1
A54D1U	BB/HDB	24	18.0~26.4	0.11	2.52	8500	0.577	20.62	10.3	0.406	39.6	1

■ DIMENSIONS DRAWING(外观图)

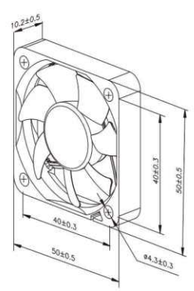

Unit: mm

■ P&Q CURVE(AT RATED VOLTAGE)

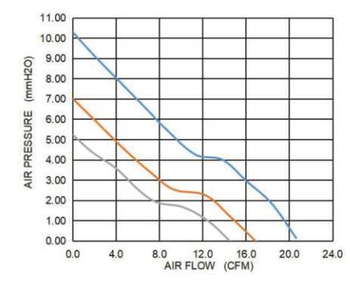

50X50X15 Axial Fan

General Specifications (普通规格)

- **Material (材料):**
  Frame And Impeller: Plastic UL 94V-0
  底座和扇叶:塑胶 (UL 94V-0)
- **Lead Wires (导线) :UL Type (UL类型)**
  RED Wire Positive(+) 红色线 正极
  Black Wire Negative(-) 黑色线 负极
- **Insulation Resistance:10M Ω Or Over With a DC500V Megger**
  绝缘阻抗: 10MΩ或者高于DC500V
- **Dielectric Withstand Voltage:AC500V 1S**
  耐压测试: AC500V 1S

MODEL 型号	BEARING TYPE 轴承类型	Rated Voltage 额定电压	Operating Voltage 工作电压	Rated Current 额定电流	Rated Input power 额定功率	Speed 转速	Maximum Air Flow 最大风量		Maximum Air Pressure 最大风压		Noise/Distance 噪音/距离	
		VDC	VDC	AMP	WATT	RPM	M/Min	CFM	mmH2O	INH2O	dB(A)	m
A52D1L	BB/HDB	12	7-13.2	0.08	0.96	4000	0.294	10.5	2.68	0.106	24.8	1
A52D1M	BB/HDB	12	7-13.2	0.1	1.20	5000	0.378	13.5	4.11	0.162	30.0	1
A52D1H	BB/HDB	12	7-13.2	0.15	1.80	6000	0.462	16.51	5.88	0.231	33.8	1
A52D1U	BB	12	7-13.2	0.25	3.00	9000	0.718	25.64	13.94	0.549	45.3	1
A54D1L	BB/HDB	24	18.0-26.4	0.04	1.00	4000	0.294	10.5	2.68	0.106	24.8	1
A54D1M	BB/HDB	24	18.0-26.4	0.05	1.25	5000	0.378	13.5	4.11	0.162	30.0	1
A54D1H	BB/HDB	24	18.0-26.4	0.08	1.87	6000	0.462	16.51	5.88	0.231	33.8	1
A54D1U	BB	24	18.0-26.4	0.13	3.12	9000	0.718	25.64	13.94	0.549	45.3	1

DIMENSIONS DRAWING(外观图)

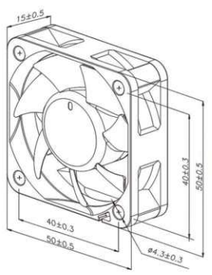

P&Q CURVE(AT RATED VOLTAGE)

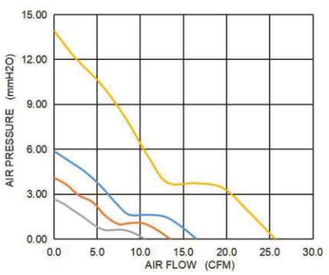

Unit: mm

50X50X20 Axial Fan

General Specifications (普通规格)

- **Material (材料):**
  Frame And Impeller: Plastic UL 94V-0
  底座和扇叶:塑胶 (UL 94V-0)
- **Lead Wires (导线) :UL Type (UL类型)**
  RED Wire Positive(+) 红色线 正极
  Black Wire Negative(-) 黑色线 负极
- **Insulation Resistance:10M Ω Or Over With a DC250V Megger**
  绝缘阻抗: 10MΩ或者高于DC250V
- **Dielectric Withstand Voltage:AC500V 1S**
  耐压测试: AC500V 1S

MODEL 型号	BEARING TYPE 轴承类型	Rated Voltage 额定电压	Operating Voltage 工作电压	Rated Current 额定电流	Rated Input power 额定功率	Speed 转速	Maximum Air Flow 最大风量		Maximum Air Pressure 最大风压		Noise/Distance 噪音/距离	
		VDC	VDC	AMP	WATT	RPM	M/Min	CFM	mmH2O	INH2O	dB(A)	m
A52B2L	BB/HDB	12	7-13.2	0.07	0.84	4000	0.317	11.18	2.97	0.117	29.7	1
A52B2M	BB/HDB	12	7-13.2	0.12	1.4	5500	0.435	15.37	5.62	0.221	36.6	1
A52B2H	BB/HDB	12	7-13.2	0.19	2.28	7000	0.554	19.56	9.10	0.358	41.8	1
A54B2L	BB/HDB	24	18.0-26.4	0.04	0.87	4000	0.317	11.18	2.97	0.117	29.7	1
A54B2M	BB/HDB	24	18.0-26.4	0.06	1.48	5500	0.435	15.37	5.62	0.221	36.6	1
A54B2H	BB/HDB	24	18.0-26.4	0.10	2.35	7000	0.554	19.56	9.10	0.358	41.8	1

DIMENSIONS DRAWING(外观图)

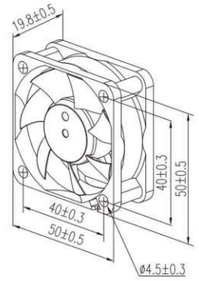

P&Q CURVE(AT RATED VOLTAGE)

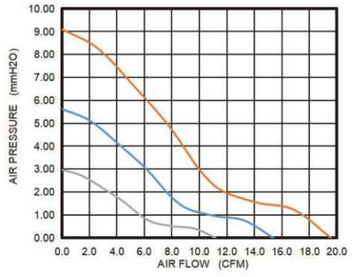

Unit: mm

60X60X10 Axial Fan

General Specifications (普通规格)

- **Material (材料):**
  Frame And Impeller: Plastic UL 94V-0
  底座和扇叶:塑胶 (UL 94V-0)
- **Lead Wires (导线) :UL Type (UL类型)**
  RED Wire Positive(+) 红色线 正极
  Black Wire Negative(-) 黑色线 负极
- **Insulation Resistance:10M Ω Or Over With a DC250V Megger**
  绝缘阻抗: 10MΩ或者高于DC250V
- **Dielectric Withstand Voltage:AC500V 1S**
  耐压测试: AC500V 1S

MODEL 型号	BEARING TYPE 轴承类型	Rated Voltage 额定电压	Operating Voltage 工作电压	Rated Current 额定电流	Rated Input power 额定功率	Speed 转速	Maximum Air Flow 最大风量		Maximum Air Pressure 最大风压		Noise/Distance 噪音/距离	
		VDC	VDC	AMP	WATT	RPM	M/Min	CFM	mmH2O	INH2O	dB(A)	m
A62D1L	BB/HDB	12	7-13.2	0. 1	1.2	3000	0.403	14.22	1.28	0.050	23.8	1
A62D1M	BB/HDB	12	7-13.2	0.14	1.7	4000	0.537	18.96	2.28	0.090	30.1	1
A62D1H	BB/HDB	12	7-13.2	0.17	2.04	5100	0.685	24.18	3.71	0.146	35.4	1
A64D1L	BB/HDB	24	18.0-26.4	0.05	1.22	3000	0.403	14.22	1.28	0.050	23.8	1
A64D1M	BB/HDB	24	18.0-26.4	0.07	1.71	4000	0.537	18.96	2.28	0.090	30.1	1
A64D1H	BB/HDB	24	18.0-26.4	0.09	2.12	5100	0.685	24.18	3.71	0.146	35.4	1

DIMENSIONS DRAWING(外观图)

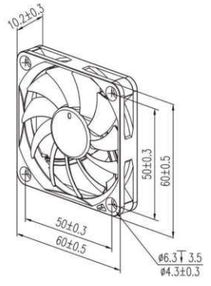

P&Q CURVE(AT RATED VOLTAGE)

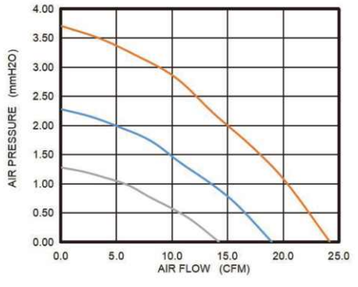

Unit: mm

60X60X15 Axial Fan

General Specifications (普通规格)

- **Material (材料):**
  Frame And Impeller: Plastic UL 94V-0
  底座和扇叶:塑胶 (UL 94V-0)
- **Lead Wires (导线) :UL Type (UL类型)**
  RED Wire Positive(+) 红色线 正极
  Black Wire Negative(-) 黑色线 负极
- **Insulation Resistance:10M Ω Or Over With a DC250V Megger**
  绝缘阻抗: 10MΩ或者高于DC250V
- **Dielectric Withstand Voltage:AC500V 1S**
  耐压测试: AC500V 1S

MODEL 型号	BEARING TYPE 轴承类型	Rated Voltage 额定电压	Operating Voltage 工作电压	Rated Current 额定电流	Rated Input power 额定功率	Speed 转速	Maximum Air Flow 最大风量		Maximum Air Pressure 最大风压		Noise/Distance 噪音/距离	
		VDC	VDC	AMP	WATT	RPM	M/Min	CFM	mmH2O	INH2O	dB(A)	m
A62XBM	BB/HDB	12	7-13.2	0.15	1.8	3900	0.582	20.53	3.48	0.137	30.3	1
A62XBH	BB/HDB	12	7-13.2	0.18	2.2	4700	0.701	24.74	5.05	0.199	35.2	1
A62XBU	BB/HDB	12	7-13.2	0.22	2.64	5400	0.805	28.43	6.67	0.263	38.8	1
A64XBM	BB/HDB	24	18.0-26.4	0.08	1.84	3900	0.582	20.53	3.48	0.137	30.3	1
A64XBH	BB/HDB	24	18.0-26.4	0.09	2.20	4700	0.701	24.74	5.05	0.199	35.2	1
A64XBU	BB/HDB	24	18.0-26.4	0.11	2.69	5400	0.805	28.43	6.67	0.263	38.8	1

DIMENSIONS DRAWING(外观图)

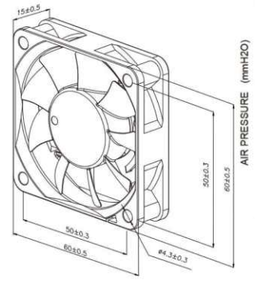

P&Q CURVE(AT RATED VOLTAGE)

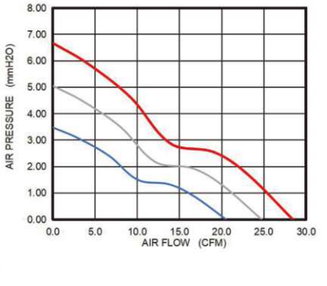

Unit: mm

60X60X20 Axial Fan

■ General Specifications (普通规格)

- **Material (材料):**
  Frame And Impeller: Plastic UL 94V-0
  底座和扇叶:塑胶 (UL 94V-0)
- **Lead Wires (导线) :UL Type (UL类型)**
  RED Wire Positive(+) 红色线 正极
  Black Wire Negative(-) 黑色线 负极
- **Insulation Resistance:10M Ω Or Over With a DC250V Megger**
  绝缘阻抗: 10MΩ或者高于DC250V
- **Dielectric Withstand Voltage:AC500V 1S**
  耐压测试: AC500V 1S

MODEL 型号	BEARING TYPE 轴承类型	Rated Voltage 额定电压	Operating Voltage 工作电压	Rated Current 额定电流	Rated Input power 额定功率	Speed 转速	Maximum Air Flow 最大风量		Maximum Air Pressure 最大风压		Noise/Distance 噪音 / 距离	
		VDC	VDC	AMP	WATT	RPM	M³/Min	CFM	mmH₂O	INH₂O	dB(A)	m
A62B2L	BB/HDB	12	7~13.2	0.16	1.92	3000	0.542	19.13	3.53	0.139	30.9	1
A62B2M	BB/HDB	12	7~13.2	0.2	2.4	4000	0.684	24.16	5.63	0.222	36.0	1
A62B2H	BB/HDB	12	7~13.2	0.23	2.76	5800	0.827	29.19	8.22	0.324	40.1	1
A64B2L	BB/HDB	24	18.0~26.4	0.08	1.98	3000	0.542	19.13	3.53	0.139	30.9	1
A64B2M	BB/HDB	24	18.0~26.4	0.10	2.47	4000	0.684	24.16	5.63	0.222	36.0	1
A64B2H	BB/HDB	24	18.0~26.4	0.12	2.84	5800	0.827	29.19	8.22	0.324	40.1	1

■ DIMENSIONS DRAWING(外观图)

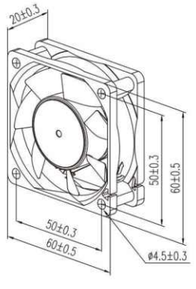

■ P&Q CURVE(AT RATED VOLTAGE)

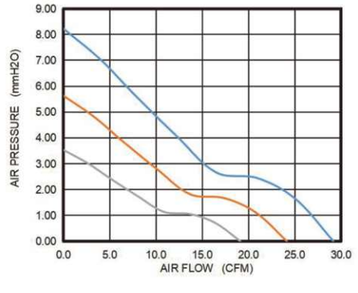

Unit: mm

60X60X25.4 Axial Fan

■ General Specifications (普通规格)

- **Material (材料):**
  Frame And Impeller: Plastic UL 94V-0
  底座和扇叶:塑胶 (UL 94V-0)
- **Lead Wires (导线) :UL Type (UL类型)**
  RED Wire Positive(+) 红色线 正极
  Black Wire Negative(-) 黑色线 负极
- **Insulation Resistance:10M Ω Or Over With a DC500V Megger**
  绝缘阻抗: 10MΩ或者高于DC500V
- **Dielectric Withstand Voltage:AC500V 1S**
  耐压测试: AC500V 1S

MODEL 型号	BEARING TYPE 轴承类型	Rated Voltage 额定电压	Operating Voltage 工作电压	Rated Current 额定电流	Rated Input power 额定功率	Speed 转速	Maximum Air Flow 最大风量		Maximum Air Pressure 最大风压		Noise/Distance 噪音 / 距离	
		VDC	VDC	AMP	WATT	RPM	M³/Min	CFM	mmH₂O	INH₂O	dB(A)	m
A62BCM	BB/HDB	12	7~13.2	0.1	1. 2	3000	0.464	16.58	3.21	0.126	23.4	1
A62BCH	BB/HDB	12	7~13.2	0.2	2.4	4000	0.627	22.41	5.61	0.221	29.1	1
A62BCU	BB/ HDB	12	7~13.2	0.3	3.6	5500	0.873	31.19	10.34	0.407	39.3	1
A64BCM	BB/ HDB	24	18~26.4	0.05	1.22	3000	0.464	16.58	3.21	0.126	23.4	1
A64BCH	BB/HDB	24	18~26.4	0.10	2.46	4000	0.627	22.41	5.61	0.221	29.1	1
A64BCU	BB/ HDB	24	18~26.4	0.15	3.71	5500	0.873	31.19	10.34	0.407	39.3	1

■ DIMENSIONS DRAWING(外观图)

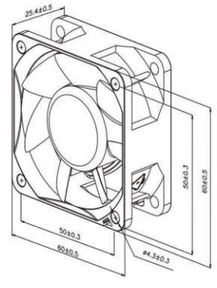

■ P&Q CURVE(AT RATED VOLTAGE)

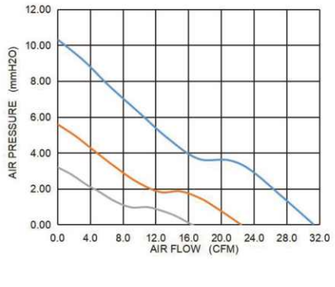

Unit: mm

60X60X38 Axial Fan

■ General Specifications (普通规格)

- **Material (材料):**
  Frame And Impeller: Plastic UL 94V-0
  底座和扇叶:塑胶 (UL 94V-0)
- **Lead Wires (导线) :UL Type (UL类型)**
  RED Wire Positive(+) 红色线 正极
  Black Wire Negative(-) 黑色线 负极
- **Insulation Resistance:10M Ω Or Over With a DC250V Megger**
  绝缘阻抗: 10MΩ或者高于DC250V
- **Dielectric Withstand Voltage:AC500V 1S**
  耐压测试: AC500V 1S

MODEL 型号	BEARING TYPE 轴承类型	Rated Voltage 额定电压	Operating Voltage 工作电压	Rated Current 额定电流	Rated Input power 额定功率	Speed 转速	Maximum Air Flow 最大风量		Maximum Air Pressure 最大风压		Noise/Distance 噪音 / 距离	
		VDC	VDC	AMP	WATT	RPM	M³/Min	CFM	mmH₂O	INH₂O	dB(A)	m
A62BES	BB	12	7.0~13.2	0.60	7.20	12000	1.216	42.97	37.4	1.079	58.66	1
A62BEL	BB	12	7.0~13.2	1.20	14.40	16000	1.621	57.29	55.99	2.204	64.90	1
A62BEM	BB	12	7.0~13.2	1.60	19.20	18000	1.823	64.45	76.64	3.017	67.46	1
A62BEH	BB	12	7.0~13.2	2.10	25.20	20000	2.026	71.61	100.52	3.957	69.75	1
A62BEU	BB	12	7.0~13.2	2. 80	33.60	21500	2.179	77.01	120.55	4.746	71.32	1
A64BES	BB	24	18.0~26.4	0.31	7.42	12000	1.216	42.97	37.4	1.079	58.66	1
A64BEL	BB	24	18.0~26.4	0.62	14.83	16000	1.621	57.29	55.99	2.204	64.90	1
A64BEM	BB	24	18.0~26.4	0.83	19.81	18000	1.823	64.45	76.64	3.017	67.46	1
A64BEH	BB	24	18.0~26.4	1.09	26.08	20000	2.026	71.61	100.52	3.957	69.75	1
A64BEU	BB	24	18.0~26.4	1.47	35.28	21500	2.179	77.01	120.55	4.746	71.32	1

■ DIMENSIONS DRAWING(外观图)

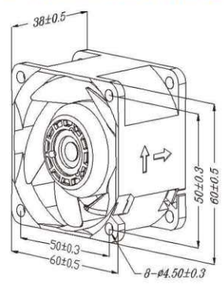

■ P&Q CURVE(AT RATED VOLTAGE)

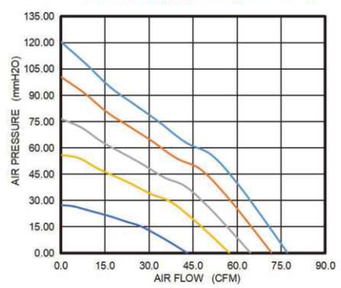

Unit: mm

60X60X56-A Axial Fan

■ General Specifications (普通规格)

- **Material (材料):**
  Frame And Impeller: Plastic UL 94V-0
  底座和扇叶:塑胶 (UL 94V-0)
- **Lead Wires (导线) :UL Type (UL类型)**
  RED Wire Positive(+) 红色线 正极
  Black Wire Negative(-) 黑色线 负极
- **Insulation Resistance:10M Ω Or Over With a DC250V Megger**
  绝缘阻抗: 10MΩ或者高于DC250V
- **Dielectric Withstand Voltage:AC500V 1S**
  耐压测试: AC500V 1S

MODEL 型号	BEARING TYPE 轴承类型	Rated Voltage 额定电压	Operating Voltage 工作电压	Rated Current 额定电流	Rated Input power 额定功率	Speed 转速	Maximum Air Flow 最大风量		Maximum Air Pressure 最大风压		Noise/Distance 噪音 / 距离	
		VDC	VDC	AMP	WATT	RPM	M³/Min	CFM	mmH₂O	INH₂O	dB(A)	m
A62BHL	BB	12	7.0~13.2	2.10	25. 20	IN:17000 OUT:14500	1.836	64.91	146.57	5.770	69.40	1
A62BHM	BB	12	7.0~13.2	2.95	35.40	IN:19000 OUT:16500	2.052	72.55	188.24	7.411	72.12	1
A62BHH	BB	12	7.0~13.2	4.25	51.00	IN: 21000 OUT:18500	2.268	80.19	235.13	9.257	74.53	1
A62BHU	BB	12	7.0~13.2	5.70	68.40	IN: 23000 OUT:20500	2.483	87.77	287.23	11.308	78.66	1
A64BHL	BB	24	18.0~26.4	1.08	25.96	IN:17000 OUT:14500	1. 836	64.91	146.57	5.770	69.40	1
A64BHM	BB	24	18.0~26.4	1.52	36.46	IN: 19000 OUT:16500	2.052	72.55	188.24	7.411	72.12	1
A64BHH	BB	24	18.0~26.4	2.19	52.53	IN: 21000 OUT:18500	2.268	80.19	235.13	9.257	74.53	1
A64BHU	BB	24	18.0~26.4	2.94	70.45	IN: 23000 OUT:20500	2.483	87.77	287.23	11.308	78.66	1

■ DIMENSIONS DRAWING(外观图)

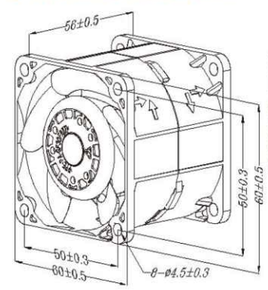

■ P&Q CURVE(AT RATED VOLTAGE)

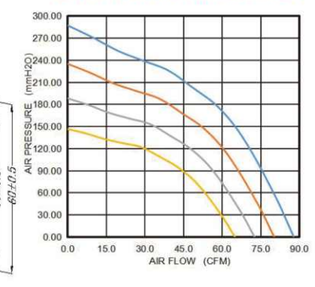

Unit: mm

60X60X56-B Axial Fan

■ General Specifications (普通规格)

- **Material (材料):**
  Frame And Impeller: Plastic UL 94V-0
  底座和扇叶:塑胶 (UL 94V-0)
- **Lead Wires (导线) :UL Type (UL类型)**
  RED Wire Positive(+) 红色线 正极
  Black Wire Negative(-) 黑色线 负极
- **Insulation Resistance:10M Ω Or Over With a DC250V Megger**
  绝缘阻抗: 10MΩ或者高于DC250V
- **Dielectric Withstand Voltage:AC500V 1S**
  耐压测试: AC500V 1S

MODEL 型号	BEARING TYPE 轴承类型	Rated Voltage 额定电压	Operating Voltage 工作电压	Rated Current 额定电流	Rated Input power 额定功率	Speed 转速	Maximum Air Flow 最大风量		Maximum Air Pressure 最大风压		Noise/Distance 噪音 / 距离	
		VDC	VDC	AMP	WATT	RPM	M³/Min	CFM	mmH₂O	INH₂O	dB(A)	m
A62BHL	BB	12	7.0~13.2	1.60	19.20	IN:12800 OUT:10900	1.741	61.56	79.35	3.124	68.46	1
A62BHM	BB	12	7.0~13.2	2.30	27.60	IN:14500 OUT:12300	1.960	69.30	103.14	4.061	71.34	1
A62BHH	BB	12	7.0~13.2	3.40	40.80	IN: 16200 OUT:13600	2.203	77.88	128.37	5.054	73.63	1
A62BHU	BB	12	7.0~13.2	5.00	60.00	IN: 19500 OUT:16300	2.526	89.28	153.68	6.050	76.14	1
A64BHL	BB	24	18.0~26.4	0.82	19.78	IN:12800 OUT:10900	1.741	61.56	79.35	3.124	68.46	1
A64BHM	BB	24	18.0~26.4	1.18	28.43	IN:14500 OUT:12300	1.960	69.30	103.14	4.061	71.34	1
A64BHH	BB	24	18.0~26.4	1.75	42.02	IN: 16200 OUT:13600	2.203	77.88	128.37	5.054	73.63	1
A64BHU	BB	24	18.0~26.4	2.58	61.80	IN: 19500 OUT:16300	2.526	89.28	153.68	6.050	76.14	1

■ DIMENSIONS DRAWING(外观图)

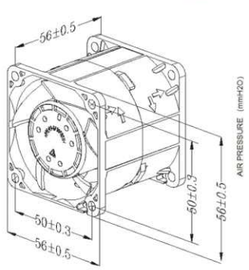

■ P&Q CURVE(AT RATED VOLTAGE)

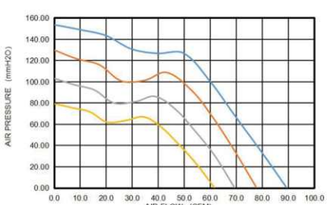

Unit: mm

70X70X15.3 Axial Fan

■ General Specifications (普通规格)

- **Material (材料):**
  Frame And Impeller: Plastic UL 94V-0
  底座和扇叶:塑胶 (UL 94V-0)
- **Lead Wires (导线) :UL Type (UL类型)**
  RED Wire Positive(+) 红色线 正极
  Black Wire Negative(-) 黑色线 负极
- **Insulation Resistance:10M Ω Or Over With a DC250V Megger**
  绝缘阻抗: 10MΩ或者高于DC250V
- **Dielectric Withstand Voltage:AC500V 1S**
  耐压测试: AC500V 1S

MODEL 型号	BEARING TYPE 轴承类型	Rated Voltage 额定电压	Operating Voltage 工作电压	Rated Current 额定电流	Rated Input power 额定功率	Speed 转速	Maximum Air Flow 最大风量		Maximum Air Pressure 最大风压		Noise/Distance 噪音 / 距离	
		VDC	VDC	AMP	WATT	RPM	M³/Min	CFM	mmH₂O	INH₂O	dB(A)	m
A72DBL	BB/HDB	12	7.0~13.2	0.30	3.6	3600	0.751	26.51	2.87	0.112	32.5	1
A72DBM	BB/HDB	12	7.0~13.2	0.4	4.8	4100	0.914	32.26	3.71	0.145	35.8	1
A72DBH	BB/HDB	12	7.0~13.2	0.50	6	4500	0.996	35.20	4.51	0.176	38.9	1
A72DBU	BB/HDB	12	7.0~13.2	0.70	8.4	5400	1.158	41.34	6.55	0.255	43.9	1
A74DBL	BB/HDB	24	18.0~26.4	0.15	3.71	3600	0.751	26.51	2.87	0.112	32.5	1
A74DBM	BB/HDB	24	18.0~26.4	0.21	4.96	4100	0.914	32.26	3.71	0.145	35.8	1
A74DBH	BB/HDB	24	18.0~26.4	0.26	6.21	4500	0.996	35.20	4.51	0.176	38.9	1
A74DBU	BB/HDB	24	18.0~26.4	0.37	8.82	5400	1.158	41.34	6.55.	0.255	43.9	1

■ DIMENSIONS DRAWING(外观图)

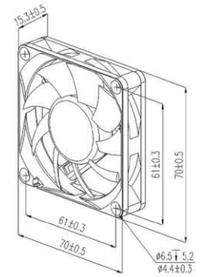

■ P&Q CURVE(AT RATED VOLTAGE)

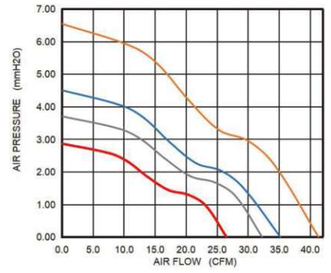

Unit: mm

70X70X 25 Axial Fan

■ General Specifications (普通规格)

- **Material (材料):**
  Frame And Impeller: Plastic UL 94V-0
  底座和扇叶:塑胶 (UL 94V-0)
- **Lead Wires (导线) :UL Type (UL类型)**
  RED Wire Positive(+) 红色线 正极
  Black Wire Negative(-) 黑色线 负极
- **Insulation Resistance:10M Ω Or Over With DC250V Megger**
  绝缘阻抗: 10MΩ或者高于DC250V
- **Dielectric Withstand Voltage:AC500V 1S**
  耐压测试: AC500V 1S

MODEL 型号	BEARING TYPE 轴承类型	Rated Voltage 额定电压	Operating Voltage 工作电压	Rated Current 额定电流	Rated Input power 额定功率	Speed 转速	Maximum Air Flow 最大风量		Maximum Air Pressure 最大风压		Noise/Distance 噪音 / 距离	
		VDC	VDC	AMP	WATT	RPM	M³/Min	CFM	mmH₂O	INH₂O	dB(A)	m
A72BCV	BB/HDB	12	7~13.2	0.18	2.16	3000	0.782	27.93	3.66	0.144	27.6	1
A72BCH	BB/HDB	12	7~13.2	0.3	3.6	4000	1.084	38.71	6.61	0.260	36.5	1
A72BCU	BB/HDB	12	7~13.2	0.5	6	5500	1.514	54.06	12.06	0.475	44.0	1
A74BCM	BB/HDB	24	18.0~26.4	0.09	2.2	3000	0.782	27.93	3.66	0.144	27.6	1
A74BCH	BB/HDB	24	18.0~26.4	0.16	3.78	4000	1.084	38.71	6.61	0.260	36.5	1
A74BCU	BB/HDB	24	18.0~26.4	0.26	6.24	5500	1.514	54.06	12.06	0.475	44.0	1
A78BCM	BB/HDB	48	18.0~26.4	0.05	2.25	3000	0.782	27.93	3.66	0.144	27.6	1
A78BCH	BB/HDB	48	18.0~26.4	0.08	3.86	4000	1.084	38.71	6.61	0.260	36.5	1
A78BCU	BB/HDB	48	18.0~26.4	0.13	6.30	5500	1.514	54.06	12.06	0.475	44.0	1

■ DIMENSIONS DRAWING(外观图)

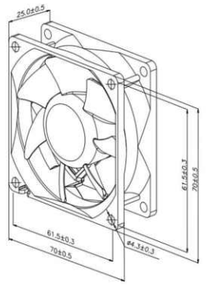

■ P&Q CURVE(AT RATED VOLTAGE)

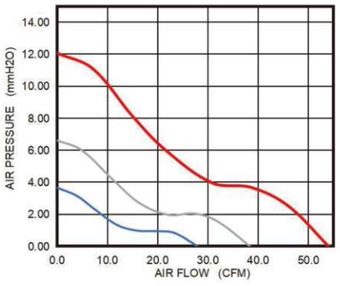

Unit: mm

80X80X15 Axial Fan

■ General Specifications (普通规格)

- **Material (材料):**
  Frame And Impeller: Plastic UL 94V-0
  底座和扇叶:塑胶 (UL 94V-0)
- **Lead Wires (导线) :UL Type (UL类型)**
  RED Wire Positive(+) 红色线 正极
  Black Wire Negative(-) 黑色线 负极
- **Insulation Resistance:10M Ω Or Over With a DC250V Megger**
  绝缘阻抗: 10MΩ或者高于DC250V
- **Dielectric Withstand Voltage:AC500V 1S**
  耐压测试: AC500V 1S

MODEL 型号	BEARING TYPE 轴承类型	Rated Voltage 额定电压	Operating Voltage 工作电压	Rated Current 额定电流	Rated Input power 额定功率	Speed 转速	Maximum Air Flow 最大风量		Maximum Air Pressure 最大风压		Noise/Distance 噪音 / 距离	
		VDC	VDC	AMP	WATT	RPM	M³/Min	CFM	mmH₂O	INH₂O	dB(A)	m
A82DBL	BB/HDB	12	7~13.2	0.04	0.48	2000	0.610	21.59	1.28	0.050	24.0	1
A82DBM	BB/HDB	12	7~13.2	0.06	0.72	2500	0.780	27.61	2.07	0.081	30.0	1
A82DBH	BB/HDB	12	7~13.2	0.12	1.44	3000	0.930	32.92	2.84	0.111	36.3	1
A82DBU	BB/HDB	12	7~13.2	0.17	2.04	3500	1.070	37.88	3.7	0.144	40.0	1
A84DBL	BB/HDB	24	18.0~26.4	0.02	0.49	2000	0.610	21.59	1.28	0.050	24.0	1
A84DBM	BB/HDB	24	18.0~26.4	0.03	0.74	2500	0.780	27.61	2.07	0.081	30.0	1
A84DBH	BB/HDB	24	18.0~26.4	0.06	1.49	3000	0.930	32.92	2.84	0.111	36.3	1
A84DBU	BB/HDB	24	18.0~26.4	0.09	2.12	3500	1.070	37.88	3.7	0.144	40.0	1

■ DIMENSIONS DRAWING(外观图)

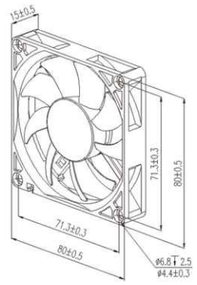

■ P&Q CURVE(AT RATED VOLTAGE)

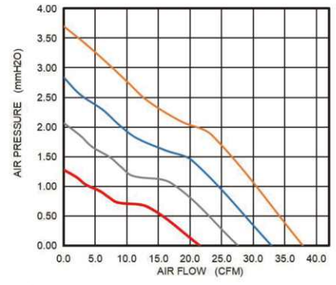

Unit: mm

80X80X20 Axial Fan

■ General Specifications (普通规格)

- **Material (材料):**
  Frame And Impeller: Plastic UL 94V-0
  底座和扇叶:塑胶 (UL 94V-0)
- **Lead Wires (导线) :UL Type (UL类型)**
  RED Wire Positive(+) 红色线 正极
  Black Wire Negative(-) 黑色线 负极
- **Insulation Resistance:10M Ω Or Over With a DC250V Megger**
  绝缘阻抗: 10MΩ或者高于DC250V
- **Dielectric Withstand Voltage:AC500V 1S**
  耐压测试: AC500V 1S

MODEL 型号	BEARING TYPE 轴承类型	Rated Voltage 额定电压	Operating Voltage 工作电压	Rated Current 额定电流	Rated Input power 额定功率	Speed 转速	Maximum Air Flow 最大风量		Maximum Air Pressure 最大风压		Noise/Distance 噪音 / 距离	
		VDC	VDC	AMP	WATT	RPM	M³/Min	CFM	mmH₂O	INH₂O	dB(A)	m
A82D2L	BB/HDB	12	7~13.2	0.5	0.6	2000	0.573	20.46	1.28	0.050	20.2	1
A82D2M	BB/HDB	12	7~13.2	0.10	1.2	3000	0.859	30.69	2.84	0.111	29.0	1
A82D2H	BB/HDB	12	7~13.2	0.17	2.04	4000	0.986	35.21	3.7	0.144	35.2	1
A84D2L	BB/HDB	24	18.0~26.4	0.03	0.61	2000	0.573	20.46	1.28	0.050	20.2	1
A84D2M	BB/HDB	24	18.0~26.4	0.05	1.22	3000	0.859	30.69	2.84	0.111	29.0	1
A84D2H	BB/HDB	24	18.0~26.4	0.09	2.08	4000	0.986	35.21	3.7	0.144	35.2	1

■ DIMENSIONS DRAWING(外观图)

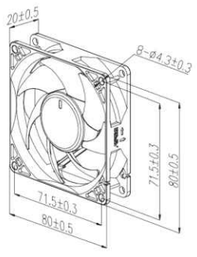

■ P&Q CURVE(AT RATED VOLTAGE)

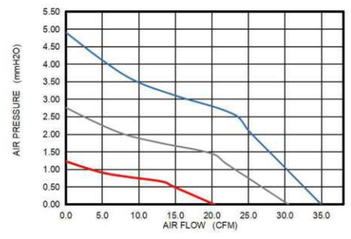

Unit: mm

80X80X25.4-A Axial Fan

■ General Specifications (普通规格)

- **Material (材料):**
  Frame And Impeller: Plastic UL 94V-0
  底座和扇叶:塑胶 (UL 94V-0)
- **Lead Wires (导线) :UL Type (UL类型)**
  RED Wire Positive(+) 红色线 正极
  Black Wire Negative(-) 黑色线 负极
- **Insulation Resistance:10M Ω Or Over With a DC250V Megger**
  绝缘阻抗: 10MΩ或者高于DC250V
- **Dielectric Withstand Voltage:AC500V 1S**
  耐压测试: AC500V 1S

MODEL 型号	BEARING TYPE 轴承类型	Rated Voltage 额定电压	Operating Voltage 工作电压	Rated Current 额定电流	Rated Input power 额定功率	Speed 转速	Maximum Air Flow 最大风量		Maximum Air Pressure 最大风压		Noise/Distance 噪音 / 距离	
		VDC	VDC	AMP	WATT	RPM	M³/Min	CFM	mmH₂O	INH₂O	dB(A)	m
A82DCM	BB/HDB	12	7~13.2	0.20	2.40	3000	1.108	39.56	3.99	0.157	31.8	1
A82DCH	BB/HDB	12	7~13.2	0.38	4.56	4000	1.477	52.74	7.09	0.279	38.9	1
A82DCU	BB/HDB	12	7~13.2	0.50	6.00	4500	1.714	61.22	8.97	0.353	42.1	1
A84DCM	BB/HDB	24	18.0~26.4	0.10	2.47	3000	1.108	39.56	3.99	0.157	31.8	1
A84DCH	BB/HDB	24	18.0~26.4	0.20	4.74	4000	1.477	52.74	7.09	0.279	38.9	1
A84DCU	BB/HDB	24	18.0~26.4	0.26	6.21	4500	1.714	61.22	8.97	0.353	42.1	1
A88DCM	BB/HDB	48	36.0~56.0	0.05	2.55	3000	1.108	39.56	3.99	0.157	31.8	1
A88DCH	BB/HDB	48	36.0~56.0	0.10	4.93	4000	1.477	52.74	7.09	0.279	38.9	1
A88DCU	BB/HDB	48	36.0~56.0	0.13	6.43	4500	1.714	61.22	8.97	0.353	42.1	1

■ DIMENSIONS DRAWING(外观图)

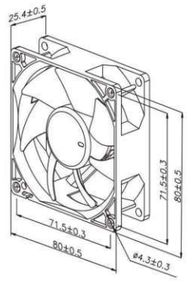

■ P&Q CURVE(AT RATED VOLTAGE)

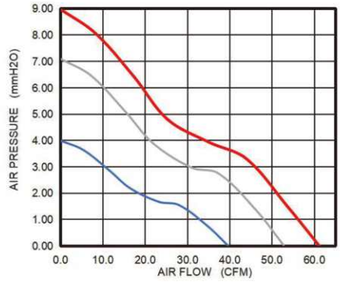

Unit: mm

80X80X25.4-B Axial Fan

■ General Specifications (普通规格)

- **Material (材料):**
  Frame And Impeller: Plastic UL 94V-0
  底座和扇叶:塑胶 (UL 94V-0)
- **Lead Wires (导线) :UL Type (UL类型)**
  RED Wire Positive(+) 红色线 正极
  Black Wire Negative(-) 黑色线 负极
- **Insulation Resistance:10M Ω Or Over With a DC250V Megger**
  绝缘阻抗: 10MΩ或者高于DC250V
- **Dielectric Withstand Voltage:AC500V 1S**
  耐压测试: AC500V 1S

MODEL 型号	BEARING TYPE 轴承类型	Rated Voltage 额定电压	Operating Voltage 工作电压	Rated Current 额定电流	Rated Input power 额定功率	Speed 转速	Maximum Air Flow 最大风量		Maximum Air Pressure 最大风压		Noise/Distance 噪音 / 距离	
		VDC	VDC	AMP	WATT	RPM	M³/Min	CFM	mmH₂O	INH₂O	dB(A)	m
A82DCM	BB/HDB	12	7~13.2	0.15	1.80	3000	0.996	35.57	3.54	0.140	33.1	1
A82DCH	BB/HDB	12	7~13.2	0.25	3.00	4000	1.328	47.42	6.30	0.248	39.4	1
A82DCU	BB/HDB	12	7~13.2	0.37	4.44	5000	1.708	61.01	10.43	0.411	44.8	1
A84DCM	BB/HDB	24	18.0~26.4	0.08	1.84	3000	0.996	35.57	3.54	0.140	33.1	1
A84DCH	BB/HDB	24	18.0~26.4	0.13	3.06	4000	1.328	47.42	6.30	0.248	39.4	1
A84DCU	BB/HDB	24	18.0~26.4	0.19	4.53	5000	1.708	61.01	10.43	0.411	44.8	1
A88DCM	BB/HDB	48	36.0~56.0	0.04	1.85	3000	0.996	35.57	3.54	0.140	33.1	1
A88DCH	BB/HDB	48	36.0~56.0	0.07	3.12	4000	1.328	47.42	6.30	0.248	39.4	1
A88DCU	BB/HDB	48	36.0~56.0	0.10	4.64	5000	1.708	61.01	10.43	0.411	44.8	1

■ DIMENSIONS DRAWING(外观图)

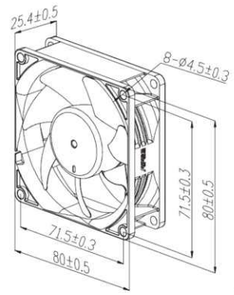

■ P&Q CURVE(AT RATED VOLTAGE)

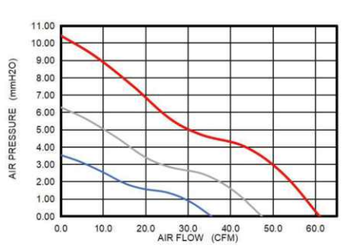

Unit: mm

80X80X25.4-C Axial Fan

■ General Specifications (普通规格)

- **Material (材料):**
  Frame And Impeller: Plastic UL 94V-0
  底座和扇叶:塑胶 (UL 94V-0)
- **Lead Wires (导线) :UL Type (UL类型)**
  RED Wire Positive(+) 红色线 正极
  Black Wire Negative(-) 黑色线 负极
- **Insulation Resistance:10M Ω Or Over With a DC250V Megger**
  绝缘阻抗: 10MΩ或者高于DC250V
- **Dielectric Withstand Voltage:AC500V 1S**
  耐压测试: AC500V 1S

MODEL 型号	BEARING TYPE 轴承类型	Rated Voltage 额定电压	Operating Voltage 工作电压	Rated Current 额定电流	Rated Input power 额定功率	Speed 转速	Maximum Air Flow 最大风量		Maximum Air Pressure 最大风压		Noise/Distance 噪音 / 距离	
		VDC	VDC	AMP	WATT	RPM	M³/Min	CFM	mmH₂O	INH₂O	dB(A)	m
A82BCM	BB	12	7~13.2	0.20	2.40	4000	1.145	40.91	4.74	0.187	36.9	1
A82BCH	BB	12	7~13.2	0.80	9.60	6000	1.718	61.37	10.67	0.420	45.8	1
A82BCU	BB	12	7~13.2	1.20	14.40	8000	2.311	82.54	19.31	0.760	52.0	1
A84BCM	BB	24	18.0~26.4	0.10	2.45	4000	1.145	40.91	4.74	0.187	36.9	1
A84BCH	BB	24	18.0~26.4	0.41	9.79	6000	1.718	61.37	10.67	0.420	45.8	1
A84BCU	BB	24	18.0~26.4	0.61	14.69	8000	2.311	82.54	19.31	0.760	52.0	1
A88BCM	BB	48	18.0~26.4	0.05	2.50	4000	1.145	40.91	4.74	0.187	36.9	1
A88BCH	BB	48	18.0~26.4	0.20	9.65	6000	1.718	61.37	10.67	0.420	45.8	1
A88BCU	BB	48	18.0~26.4	0.30	14.60	8000	2.311	82.54	19.31	0.760	52.0	1

■ DIMENSIONS DRAWING(外观图)

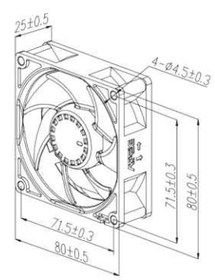

■ P&Q CURVE(AT RATED VOLTAGE)

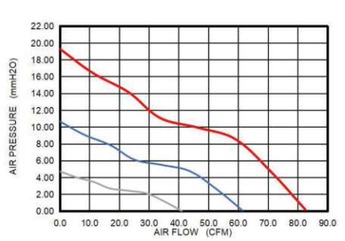

Unit: mm

80X80X38-A Axial Fan

■ General Specifications (普通规格)

- **Material (材料):**
  Frame And Impeller: Plastic UL 94V-0
  底座和扇叶:塑胶 (UL 94V-0)
- **Lead Wires (导线) :UL Type (UL类型)**
  RED Wire Positive(+) 红色线 正极
  Black Wire Negative(-) 黑色线 负极
- **Insulation Resistance:10M Ω Or Over With a DC250V Megger**
  绝缘阻抗: 10MΩ或者高于DC250V
- **Dielectric Withstand Voltage:AC500V 1S**
  耐压测试: AC500V 1S

MODEL 型号	BEARING TYPE 轴承类型	Rated Voltage 额定电压	Operating Voltage 工作电压	Rated Current 额定电流	Rated Input power 额定功率	Speed 转速	Maximum Air Flow 最大风量		Maximum Air Pressure 最大风压		Noise/Distance 噪音 / 距离	
		VDC	VDC	AMP	WATT	RPM	M³/Min	CFM	mmH₂O	INH₂O	dB(A)	m
A82BESA	BB	12	10.8~13.2	0.50	6.00	7000	1.635	57.80	14.49	0.570	55.98	1
A82BELA	BB	12	10.8~13.2	0.90	10.80	9000	2.102	74.32	30.17	1.188	61.44	1
A82BEMA	BB	12	10.8~13.2	1.80	21.60	12000	2.803	99.09	64.36	2.534	67.65	1
A82BEHA	BB	12	10.8~13.2	2.80	33.60	14000	3.270	115.61	94.26	3.711	71.00	1
A82BEUA	BB	12	10.8~13.2	3.50	42.00	15000	3.499	123.69	111.34	4.383	72.50	1
A84BESA	BB	24	18.0~26.4	0.26	6.12	7000	1.635	57.80	14.49	0.570	55.98	1
A84BELA	BB	24	18.0~26.4	0.46	11.07	9000	2.102	74.32	30.17	1.188	61.44	1
A84BEMA	BB	24	18.0~26.4	0.93	22.25	12000	2.803	99.09	64.36	2.534	67.65	1
A84BEHA	BB	24	18.0~26.4	1.45	34.78	14000	3.270	115.61	94.26	3.711	71.00	1
A84BEUA	BB	24	18.0~26.4	1.82	43.68	1 5000	3.499	123.69	111.34	4.383	72.50	1
A88BESA	BB	48	36.0~56.0	0.13	6.24	7000	1.635	57.80	14.49	0.570	55.98	1
A88BELA	BB	48	36.0~56.0	0.24	11.35	9000	2.102	74.32	30.17	1.188	61.44	1
A88BEMA	BB	48	36.0~56.0	0.48	22.92	12000	2.803	99.09	64.36	2.534	67.65	1
A88BEHA	BB	48	36.0~56.0	0.75	35.99	14000	3.270	115.61	94.26	3.711	71.00	1
A88BEUA	BB	48	36.0~56.0	0.95	45.43	15000	3.499	123.69	111.34	4.383	72.50	1

■ DIMENSIONS DRAWING(外观图)

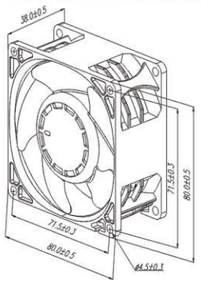

■ P&Q CURVE(AT RATED VOLTAGE)

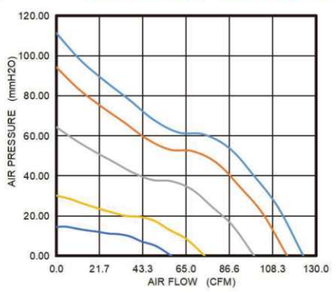

Unit: mm

80X80X38-B Axial Fan

■ General Specifications (普通规格)

- **Material (材料):**
  Frame And Impeller: Plastic UL 94V-0
  底座和扇叶:塑胶 (UL 94V-0)
- **Lead Wires (导线) :UL Type (UL类型)**
  RED Wire Positive(+) 红色线 正极
  Black Wire Negative(-) 黑色线 负极
- **Insulation Resistance:10M Ω Or Over With a DC250V Megger**
  绝缘阻抗: 10MΩ或者高于DC250V
- **Dielectric Withstand Voltage:AC500V 1S**
  耐压测试: AC500V 1S

MODEL 型号	BEARING TYPE 轴承类型	Rated Voltage 额定电压	Operating Voltage 工作电压	Rated Current 额定电流	Rated Input power 额定功率	Speed 转速	Maximum Air Flow 最大风量		Maximum Air Pressure 最大风压		Noise/Distance 噪音 / 距离	
		VDC	VDC	AMP	WATT	RPM	M³/Min	CFM	mmH₂O	INH₂O	dB(A)	m
A82BELB	BB	12	10.8~13.2	0.45	5.40	7500	1.617	57.15	35.39	1.393	53.80	1
A82BEMB	BB	12	10.8~13.2	0.90	10.80	10000	2.208	78.07	64.6	2.543	60.00	1
A82BEHB	BB	12	10.8~13.2	1.70	20.40	12500	2.807	99.23	101.14	3.982	66.50	1
A82BEUB	BB	12	10.8~13.2	3.20	38.40	15500	3.483	123.13	110.95	4.368	69.50	1
A84BELB	BB	24	18.0~26.4	0.23	5.54	7500	1.617	57.15	35.39	1.393	53.80	1
A84BEMB	BB	24	18.0~26.4	0.46	11.12	10000	2.208	78.07	64.6	2.543	60.00	1
A84BEHB	BB	24	18.0~26.4	0.88	21.11	12500	2.807	99.23	101.14	3.982	66.50	1
A84BEUB	BB	24	18.0~26.4	1.66	39.94	15500	3.483	123.13	110.95	4.368	69.50	1
A88BELB	BB	48	36.0~56.0	0.12	5.67	7500	1.617	57.15	35.39	1.393	53.80	1
A88BEMB	BB	48	36.0~56.0	0.24	11.46	10000	2.208	78.07	64.6	2.543	60.00	1
A88BEHB	BB	48	36.0~56.0	0.45	21.64	12500	2.807	99.23	101.14	3.982	66.50	1
A88BEUB	BB	48	36.0~56.0	0.85	40.73	15500	3.483	123.13	110.95	4.368	69.50	1

■ DIMENSIONS DRAWING(外观图)

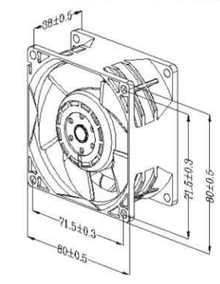

■ P&Q CURVE(AT RATED VOLTAGE)

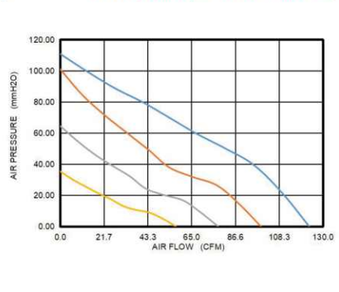

Unit: mm

80X80X38-C Axial Fan

■ General Specifications (普通规格)

- **Material (材料):**
  Frame And Impeller: Plastic UL 94V-0
  底座和扇叶:塑胶 (UL 94V-0)
- **Lead Wires (导线) :UL Type (UL类型)**
  RED Wire Positive(+) 红色线 正极
  Black Wire Negative(-) 黑色线 负极
- **Insulation Resistance:10M Ω Or Over With a DC250V Megger**
  绝缘阻抗: 10MΩ或者高于DC250V
- **Dielectric Withstand Voltage:AC500V 1S**
  耐压测试: AC500V 1S

MODEL 型号	BEARING TYPE 轴承类型	Rated Voltage 额定电压	Operating Voltage 工作电压	Rated Current 额定电流	Rated Input power 额定功率	Speed 转速	Maximum Air Flow 最大风量		Maximum Air Pressure 最大风压		Noise/Distance 噪音 / 距离	
		VDC	VDC	AMP	WATT	RPM	M³/Min	CFM	mmH₂O	INH₂O	dB(A)	m
A82BELC	BB	12	10.8~13.2	0.92	11.04	6000	2.365	83.60	25	0.984	55.90	1
A82BEMC	BB	12	10.8~13.2	1.42	17.04	7000	2.860	101.11	33.56	1.321	60.40	1
A82BEHC	BB	12	10.8~13.2	2.20	26.40	8000	3.163	111.80	43.4	1.709	62.80	1
A82BEUC	BB	12	10.8~13.2	3.20	38.40	9000	3.562	125.90	55.1	2.169	65.50	1
A84BELC	BB	24	18.0~26.4	0.45	11.32	6000	2.365	83.60	25	0.984	55.90	1
A84BEMC	BB	24	18.0~26.4	0.65	17.55	7000	2.860	101.11	33.56	1.321	60.40	1
A84BEHC	BB	24	18.0~26.4	0.97	27.32	8000	3.163	111.80	43.4	1.709	62.80	1
A84BEUC	BB	24	18.0~26.4	1.50	39.94	9000	3.562	125.90	55.1	2.169	65.50	1
A88BELC	BB	48	36.0~56.0	0.45	11.60	6000	2.365	83.60	25	0.984	55.90	1
A88BEMC	BB	48	36.0~56.0	0.65	18.08	7000	2.860	101.11	33.56	1.321	60.40	1
A88BEHC	BB	48	36.0~56.0	0.97	28.28	8000	3.163	111.80	43.4	1.709	62.80	1
A88BEUC	BB	48	36.0~56.0	1.50	41.53	9000	3.562	125.90	55.1	2.169	65.50	1

■ DIMENSIONS DRAWING(外观图)

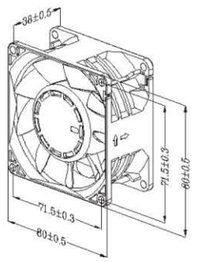

■ P&Q CURVE(AT RATED VOLTAGE)

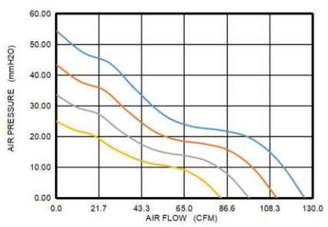

Unit: mm

80X80X56 Axial Fan

■ General Specifications (普通规格)

- **Material (材料):**
  Frame And Impeller: Plastic UL 94V-0
  底座和扇叶:塑胶 (UL 94V-0)
- **Lead Wires (导线) :UL Type (UL类型)**
  RED Wire Positive(+) 红色线 正极
  Black Wire Negative(-) 黑色线 负极
- **Insulation Resistance:10M Ω Or Over With a DC250V Megger**
  绝缘阻抗: 10MΩ或者高于DC250V
- **Dielectric Withstand Voltage:AC500V 1S**
  耐压测试: AC500V 1S

MODEL 型号	BEARING TYPE 轴承类型	Rated Voltage 额定电压	Operating Voltage 工作电压	Rated Current 额定电流	Rated Input power 额定功率	Speed 转速	Maximum Air Flow 最大风量		Maximum Air Pressure 最大风压		Noise/Distance 噪音 / 距离	
		VDC	VDC	AMP	WATT	RPM	M³/Min	CFM	mmH₂O	INH₂O	dB(A)	m
A82BHU	BB	12	10.8~13.2	5.8	69.60	IN:17000 OUT:15000	3.866	138.07	223.8	8.729	79.0	1
A84BHU	BB	24	18.0~26.4	3.1	74.40	IN:17000 OUT:15000	3.866	138.07	223.8	8.729	79.0	1

■ DIMENSIONS DRAWING(外观图)

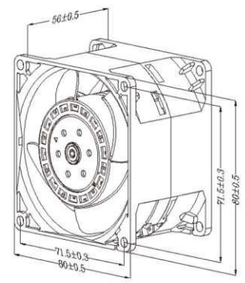

■ P&Q CURVE(AT RATED VOLTAGE)

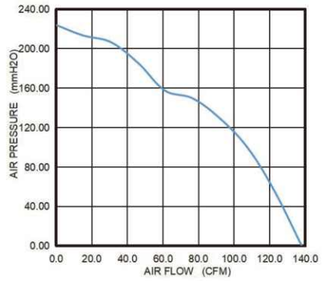

Unit: mm

80X80X80-A Axial Fan

■ General Specifications (普通规格)

- **Material (材料):**
  Frame And Impeller: Plastic UL 94V-0
  底座和扇叶:塑胶 (UL 94V-0)
- **Lead Wires (导线) :UL Type (UL类型)**
  RED Wire Positive(+) 红色线 正极
  Black Wire Negative(-) 黑色线 负极
- **Insulation Resistance:10M Ω Or Over With a DC250V Megger**
  绝缘阻抗: 10MΩ或者高于DC250V
- **Dielectric Withstand Voltage:AC500V 1S**
  耐压测试: AC500V 1S

MODEL 型号	BEARING TYPE 轴承类型	Rated Voltage 额定电压	Operating Voltage 工作电压	Rated Current 额定电流	Rated Input power 额定功率	Speed 转速	Maximum Air Flow 最大风量		Maximum Air Pressure 最大风压		Noise/Distance 噪音 / 距离	
		VDC	VDC	AMP	WATT	RPM	M³/Min	CFM	mmH₂O	INH₂O	dB(A)	m
A82BJU	BB	12	10.8-13.2	11.00	132.00	IN:15000 OUT:13500	5.724	204.43	153.4	5.983	76.0	1
A84BJU	BB	24	18.0-26.4	5.78	138.60	IN:15000 OUT: 13500	5.724	204.43	153.4	5.983	76.0	1
A88BJU	BB	48	36.0-56.0	3.05	146.36	IN:15000 OUT:13500	5.724	204.43	153.4	5.983	76.0	1

■ DIMENSIONS DRAWING(外观图)

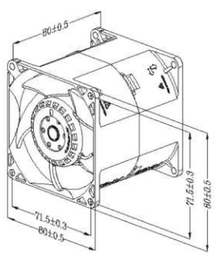

■ P&Q CURVE(AT RATED VOLTAGE)

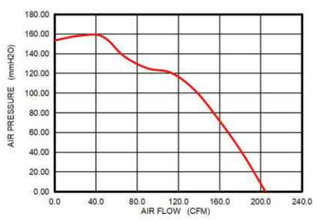

Unit: mm

80X80X80-B Axial Fan

■ General Specifications (普通规格)

- **Material (材料):**
  Frame And Impeller: Plastic UL 94V-0
  底座和扇叶:塑胶 (UL 94V-0)
- **Lead Wires (导线) :UL Type (UL类型)**
  RED Wire Positive(+) 红色线 正极
  Black Wire Negative(-) 黑色线 负极
- **Insulation Resistance:10M Ω Or Over With a DC250V Megger**
  绝缘阻抗: 10MΩ或者高于DC250V
- **Dielectric Withstand Voltage:AC500V 1S**
  耐压测试: AC500V 1S

MODEL 型号	BEARING TYPE 轴承类型	Rated Voltage 额定电压	Operating Voltage 工作电压	Rated Current 额定电流	Rated Input power 额定功率	Speed 转速	Maximum Air Flow 最大风量		Maximum Air Pressure 最大风压		Noise/Distance 噪音 / 距离	
		VDC	VDC	AMP	WATT	RPM	M³/Min	CFM	mmH₂O	INH₂O	dB(A)	m
A82BJU	BB	12	10.8-13.2	11.00	132.00	IN:15000 OUT:13200	4.991	178.24	160.4	6.256	76.0	1
A84BJU	BB	24	18.0-26.4	5.78	138.60	IN:15000 OUT: 13200	4.990	178.22	160.4	6.256	76.0	1
A88BJU	BB	48	36.0-56.0	2.97	142.76	IN:15000 OUT:13200	4.990	178.22	160.4	6.256	76.0	1

■ DIMENSIONS DRAWING(外观图)

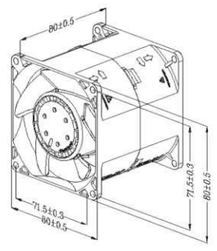

■ P&Q CURVE(AT RATED VOLTAGE)

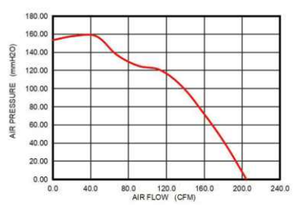

Unit: mm

92X92X25.4-A Axial Fan

■ General Specifications (普通规格)

- **Material (材料):**
  Frame And Impeller: Plastic UL 94V-0
  底座和扇叶:塑胶 (UL 94V-0)
- **Lead Wires (导线) :UL Type (UL类型)**
  RED Wire Positive(+) 红色线 正极
  Black Wire Negative(-) 黑色线 负极
- **Insulation Resistance:10M Ω Or Over With a DC500V Megger**
  绝缘阻抗: 10MΩ或者高于DC500V
- **Dielectric Withstand Voltage:AC500V 1S**
  耐压测试: AC500V 1S

MODEL 型号	BEARING TYPE 轴承类型	Rated Voltage 额定电压	Operating Voltage 工作电压	Rated Current 额定电流	Rated Input power 额定功率	Speed 转速	Maximum Air Flow 最大风量		Maximum Air Pressure 最大风压		Noise/Distance 噪音 / 距离	
		VDC	VDC	AMP	WATT	RPM	M³/Min	CFM	mmH₂O	INH₂O	dB(A)	m
A92DCM	BB/HDB	12	7-13.2	0.25	3.00	3000	1.673	59.74	4.37	0.170	36.0	1
A92DCH	BB/HDB	12	7-13.2	0.50	6.00	4000	2.230	79.65	7.76	0.303	44.0	1
A92DCM	BB/HDB	24	18.0-26.4	0.13	3.10	3000	1.673	59.74	4.37	0.170	36.0	1
A92DCH	BB/HDB	24	18.0-26.4	0.26	6.18	4000	2.230	79.65	7.76	0.303	44.0	1
A98DCM	BB/HDB	48	18.0-26.4	0.06	3.10	3000	1.673	59.74	4.37	0.170	36.0	1
A98DCH	BB/HDB	48	18.0-26.4	0.13	6.37	4000	2.230	79.65	7.76	0.303	44.0	1

■ DIMENSIONS DRAWING(外观图)

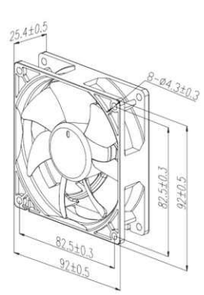

■ P&Q CURVE(AT RATED VOLTAGE)

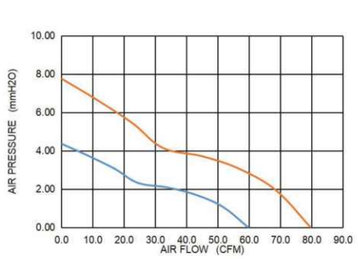

Unit: mm

92X92X25.4-B Axial Fan

■ General Specifications (普通规格)

- **Material (材料):**
  Frame And Impeller: Plastic UL 94V-0
  底座和扇叶:塑胶 (UL 94V-0)
- **Lead Wires (导线) :UL Type (UL类型)**
  RED Wire Positive(+) 红色线 正极
  Black Wire Negative(-) 黑色线 负极
- **Insulation Resistance:10M Ω Or Over With a DC250V Megger**
  绝缘阻抗: 10MΩ或者高于DC250V
- **Dielectric Withstand Voltage:AC500V 1S**
  耐压测试: AC500V 1S

MODEL 型号	BEARING TYPE 轴承类型	Rated Voltage 额定电压	Operating Voltage 工作电压	Rated Current 额定电流	Rated Input power 额定功率	Speed 转速	Maximum Air Flow 最大风量		Maximum Air Pressure 最大风压		Noise/Distance 噪音 / 距离	
		VDC	VDC	AMP	WATT	RPM	M³/Min	CFM	mmH₂O	INH₂O	dB(A)	m
A92DCM	BB/HDB	12	7-13.2	0.15	1.75	3000	1.515	54.09	5.02	0.196	34.1	1
A92DCH	BB/HDB	12	7-13.2	0.20	2.40	4000	2.019	72.12	8.92	0.348	40.3	1
A92DCM	BB/HDB	24	18.0-26.4	0.07	1.79	3000	1.515	54.09	5.02	0.196	34.1	1
A92DCH	BB/HDB	24	18.0-26.4	0.10	2.45	4000	2.019	72.12	8.92	0.348	40.3	1
A98DCM	BB/HDB	48	36.0-56.0	0.04	1.82	3000	1.515	54.09	5.02	0.196	34.1	1
A98DCH	BB/HDB	48	36.0-56.0	0.05	2.50	4000	2.019	72.12	8.92	0.348	40.3	1

■ DIMENSIONS DRAWING(外观图)

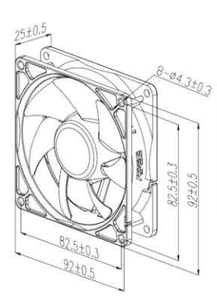

■ P&Q CURVE(AT RATED VOLTAGE)

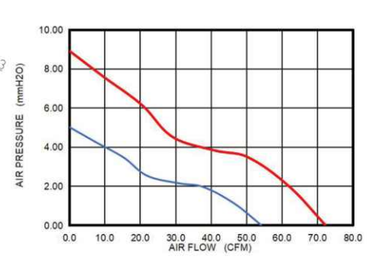

Unit: mm

92X92X38 Axial Fan

■ General Specifications (普通规格)

- **Material (材料):**
  Frame And Impeller: Plastic UL 94V-0
  底座和扇叶:塑胶 (UL 94V-0)
- **Lead Wires (导线) :UL Type (UL类型)**
  RED Wire Positive(+) 红色线 正极
  Black Wire Negative(-) 黑色线 负极
- **Insulation Resistance:10M Ω Or Over With a DC250V Megger**
  绝缘阻抗: 10MΩ或者高于DC250V
- **Dielectric Withstand Voltage:AC500V 1S**
  耐压测试: AC500V 1S

MODEL 型号	BEARING TYPE 轴承类型	Rated Voltage 额定电压	Operating Voltage 工作电压	Rated Current 额定电流	Rated Input power 额定功率	Speed 转速	Maximum Air Flow 最大风量		Maximum Air Pressure 最大风压		Noise/Distance 噪音 / 距离	
		VDC	VDC	AMP	WATT	RPM	M³/Min	CFM	mmH₂O	INH₂O	dB(A)	m
A92BEM	BB	12	7-13.2	2.24	26.88	11000	4.145	148.04	63.7	2.484	64.9	1
A92BEH	BB	12	7-13.2	2.64	31.68	12000	4.592	164.00	68.53	2.673	69.5	1
A92BEU	BB	12	7-13.2	4.2	50.40	13500	5.030	179.63	83.91	3.272	71.8	1
A94BEM	BB	24	18.0-26.4	1.14	27.28	11000	4.145	148.04	63.7	2.484	64.9	1
A94BEH	BB	24	18.0-26.4	1.35	32.31	12000	4.592	164.00	68.53	2.673	69.5	1
A94BEU	BB	24	18.0-26.4	2.16	51.91	13500	5.030	179.63	83.91	3.272	71.8	1
A98BEM	BB	48	36.0-56.0	0.58	27.69	11000	4.052	144.70	47.3	1.845	64.6	1
A98BEH	BB	48	36.0-56.0	0.69	32.96	12000	4.414	157.63	59.05	2.303	66.4	1
A98BEU	BB	48	36.0-56.0	1.11	53.47	13500	4.957	177.02	79.14	3.086	68.8	1

■ DIMENSIONS DRAWING(外观图)

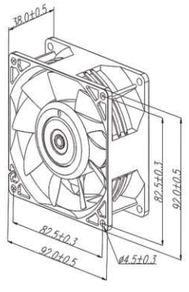

Unit: mm

■ P&Q CURVE(AT RATED VOLTAGE)

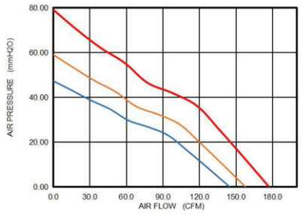

120X120X25.4 Axial Fan

■ General Specifications (普通规格)

- **Material (材料):**
  Frame And Impeller: Plastic UL 94V-0
  底座和扇叶:塑胶 (UL 94V-0)
- **Lead Wires (导线) :UL Type (UL类型)**
  RED Wire Positive(+) 红色线 正极
  Black Wire Negative(-) 黑色线 负极
- **Insulation Resistance:10M Ω Or Over With a DC250V Megger**
  绝缘阻抗: 10MΩ或者高于DC250V
- **Dielectric Withstand Voltage:AC500V 1S**
  耐压测试: AC500V 1S

MODEL 型号	BEARING TYPE 轴承类型	Rated Voltage 额定电压	Operating Voltage 工作电压	Rated Current 额定电流	Rated Input power 额定功率	Speed 转速	Maximum Air Flow 最大风量		Maximum Air Pressure 最大风压		Noise/Distance 噪音 / 距离	
		VDC	VDC	AMP	WATT	RPM	M³/Min	CFM	mmH₂O	INH₂O	dB(A)	m
AA2BCL	BB	12	7-13.2	0.54	6. 5	3600	3.340	120.0	10.4	0.410	48.0	1
AA2BCM	BB	12	7-13.2	0.71	8.5	4000	3.770	133.00	12.7	0.500	51.0	1
AA2BCH	BB	12	7-13.2	0.98	10.8	4500	4.240	150.00	15.8	0.620	54.0	1
AA4BCL	BB	24	18.0-26.4	0.28	6.63	3600	3.340	120.0	10.4	0.410	48.0	1
AA4BCM	BB	24	18.0-26.4	0.36	8.71	4000	3.770	133.00	12.7	0.500	51.0	1
AA4BCH	BB	24	18.0-26.4	0.46	11.12	4500	4.240	150.00	15. 8	0.620	54.0	1
AA8BCL	BB	48	36.0-56.0	0.14	6.76	3600	3.340	120.0	10.4	0.410	48.0	1
AA8BCM	BB	48	36.0-56.0	0.19	8.93	4000	3.770	133.00	12.7	0.500	51.0	1
AA8BCH	BB	48	36.0-56.0	0.24	11.46	4500	4.240	150.00	15.8	0.620	54.0	1

■ DIMENSIONS DRAWING(外观图)

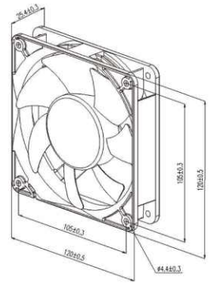

Unit: mm

■ P&Q CURVE(AT RATED VOLTAGE)

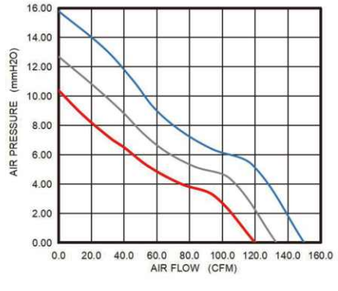

120X120X38 Axial Fan

■ General Specifications (普通规格)

- **Material (材料):**
  Frame And Impeller: Plastic UL 94V-0
  底座和扇叶:塑胶 (UL 94V-0)
- **Lead Wires (导线) :UL Type (UL类型)**
  RED Wire Positive(+) 红色线 正极
  Black Wire Negative(-) 黑色线 负极
- **Insulation Resistance:10M Ω Or Over With a DC250V Megger**
  绝缘阻抗: 10MΩ或者高于DC250V
- **Dielectric Withstand Voltage:AC500V 1S**
  耐压测试: AC500V 1S

MODEL 型号	BEARING TYPE 轴承类型	Rated Voltage 额定电压	Operating Voltage 工作电压	Rated Current 额定电流	Rated Input power 额定功率	Speed 转速	Maximum Air Flow 最大风量		Maximum Air Pressure 最大风压		Noise/Distance 噪音 / 距离	
		VDC	VDC	AMP	WATT	RPM	M³/Min	CFM	mmH₂O	INH₂O	dB(A)	m
AA2BEM	BB	12	7-13.2	0.70	8.40	4000	3.964	140.13	14.22	0.560	51.90	1
AA2BEH	BB	12	7-13.2	1.20	14.40	5000	5.040	178.16	26.08	1.027	58.16	1
AA2BEU	BB	12	7-13.2	1.60	19.20	5500	5.622	198.73	31.28	1.231	61.00	1
AA2BEV	BB	12	7-13.2	1.80	21.60	6000	5.977	211.27	28.89	1.137	62.80	1
AA4BEM	BB	24	18.0-26.4	0.36	8.67	4000	3.964	140.13	14.22	0.560	51.90	1
AA4BEH	BB	24	18.0-26.4	0.62	14.90	5000	5.040	178.16	26.08	1.027	58.16	1
AA4BEU	BB	24	18.0-26.4	0.83	19.97	5500	5.622	198.73	31.28	1.231	61.00	1
AA4BEV	BB	24	18.0-26.4	0.94	22.51	6000	5.977	211.27	28.89	1.137	62.80	1
AA8BEM	BB	48	36.0-56.0	0.19	8.95	4000	3.964	140.13	14.22	0.560	51.90	1
AA8BEH	BB	48	36.0-56.0	0.32	15.43	5000	5.040	178.16	26.08	1.027	58.16	1
AA8BEU	BB	48	36.0-56.0	0.43	20.77	5500	5.622	198.73	31.28	1.231	61.00	1
AA8BEV	BB	48	36.0-56.0	0.49	23.45	6000	5.977	211.27	28.89	1.137	62.80	1

■ DIMENSIONS DRAWING(外观图)

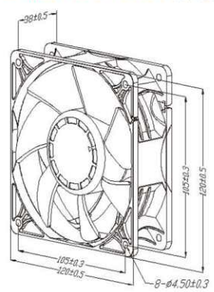

Unit: mm

■ P&Q CURVE(AT RATED VOLTAGE)

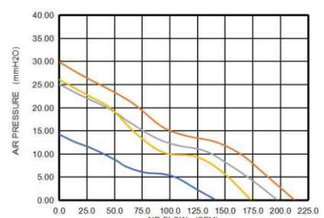

140X140X38 Axial Fan

■ General Specifications (普通规格)

- **Material (材料):**
  Frame And Impeller: Plastic UL 94V-0
  底座和扇叶:塑胶 (UL 94V-0)
- **Lead Wires (导线) :UL Type (UL类型)**
  RED Wire Positive(+) 红色线 正极
  Black Wire Negative(-) 黑色线 负极
- **Insulation Resistance:10M Ω Or Over With a DC250V Megger**
  绝缘阻抗: 10MΩ或者高于DC250V
- **Dielectric Withstand Voltage:AC500V 1S**
  耐压测试: AC500V 1S

MODEL 型号	BEARING TYPE 轴承类型	Rated Voltage 额定电压	Operating Voltage 工作电压	Rated Current 额定电流	Rated Input power 额定功率	Speed 转速	Maximum Air Flow 最大风量		Maximum Air Pressure 最大风压		Noise/Distance 噪音 / 距离	
		VDC	VDC	AMP	WATT	RPM	M³/Min	CFM	mmH₂O	INH₂O	dB(A)	m
AB2BEH	BB	12	7-13.2	3.95	47.4	7600	7.750	276.80	45.60	1.778	69.8	1
AB4BEH	BB	24	18.0-26.4	2.07	49.77	7600	7.750	276.80	45.60	1.778	69.8	1
AB8BEH	BB	48	18.0-26.4	1.09	52.2585	7600	7.750	276.80	45.60	1.778	69.8	1

■ DIMENSIONS DRAWING(外观图)

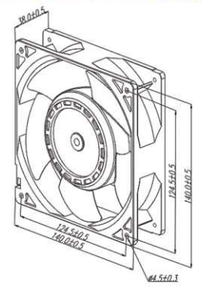

Unit: mm

■ P&Q CURVE(AT RATED VOLTAGE)

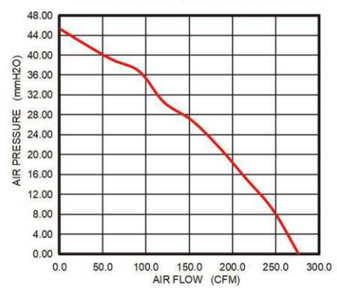

172X150X25 Axial Fan

■ General Specifications (普通规格)

- **Material (材料):**
  Frame And Impeller: Plastic UL 94V-0
  底座和扇叶:塑胶 (UL 94V-0)
- **Lead Wires (导线) :UL Type (UL类型)**
  RED Wire Positive(+) 红色线 正极
  Black Wire Negative(-) 黑色线 负极
- **Insulation Resistance:10M Ω Or Over With a DC250V Megger**
  绝缘阻抗: 10MΩ或者高于DC250V
- **Dielectric Withstand Voltage:AC500V 1S**
  耐压测试: AC500V 1S

MODEL 型号	BEARING TYPE 轴承类型	Rated Voltage 额定电压	Operating Voltage 工作电压	Rated Current 额定电流	Rated Input power 额定功率	Speed 转速	Maximum Air Flow 最大风量		Maximum Air Pressure 最大风压		Noise/Distance 噪音 / 距离	
		VDC	VDC	AMP	WATT	RPM	M³/Min	CFM	mmH₂O	INH₂O	dB(A)	m
AB2BEH	BB	48	36.0-56.0	0.55	26.4	3600	6.762	241.49	13.32	0.519	57.8	1

■ DIMENSIONS DRAWING(外观图)

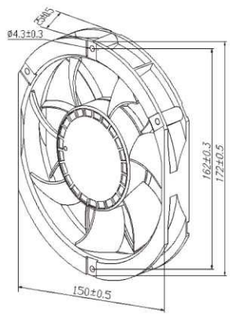

Unit: mm

■ P&Q CURVE(AT RATED VOLTAGE)

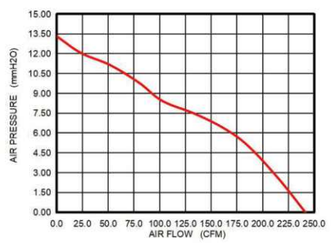

172X150X51 Axial Fan

■ General Specifications (普通规格)

- **Material (材料):**
  Frame And Impeller: Plastic UL 94V-0
  底座和扇叶:塑胶 (UL 94V-0)
- **Lead Wires (导线) :UL Type (UL类型)**
  RED Wire Positive(+) 红色线 正极
  Black Wire Negative(-) 黑色线 负极
- **Insulation Resistance:10M Ω Or Over With a DC250V Megger**
  绝缘阻抗: 10MΩ或者高于DC250V
- **Dielectric Withstand Voltage:AC500V 1S**
  耐压测试: AC500V 1S

MODEL 型号	BEARING TYPE 轴承类型	Rated Voltage 额定电压	Operating Voltage 工作电压	Rated Current 额定电流	Rated Input power 额定功率	Speed 转速	Maximum Air Flow 最大风量		Maximum Air Pressure 最大风压		Noise/Distance 噪音 / 距离	
		VDC	VDC	AMP	WATT	RPM	M³/Min	CFM	mmH₂O	INH₂O	dB(A)	m
AB2BEH	BB	48	36.0-56.0	2.90	139.2	7300	14.342	512.23	72.09	2.812	73.0	1

■ DIMENSIONS DRAWING(外观图)

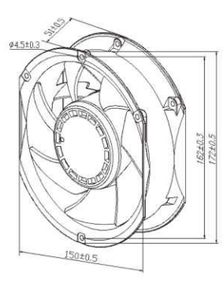

Unit: mm
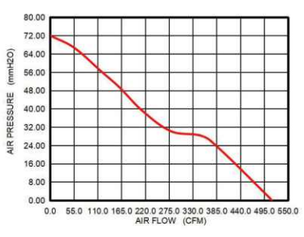
■ P&Q CURVE(AT RATED VOLTAGE)